



NEUHOFFER

WE. KNOW. WOW!



White Profiles

White skirting boards are modern, elegant, stylish and very much in fashion. We offer an extensive variety of different materials and surfaces as well as shades of white. The following pages provide an overview of this product range. Find the perfect version for your market.

Always a good fit!

If you don't want to match the skirting board to the floor, you need white trim that matches the colour of the wall and door frame. However, since "white" is not always white and skirting boards are not always the same, there is a variety of options to choose from when it comes to material and design.

- **White pine or spruce:** Finger-jointed pine or spruce as base material, free of wood defects, with white lacquered surface in shades similar to RAL9010 or RAL9016, as well as NCS colours 500-N and 502-Y. The underlying wood grain may show through slightly. You can paint this skirting board with standard wall paints. An additional coating on the back offers moisture protection.

- **White beech:** Beech has a very even and smooth surface with a barely visible grain. This makes the hardwood ideal for very smooth and homogeneous white painted surfaces. The standard colour here is similar to RAL9016.

- **White abachi:** Abachi is a very light and soft wood with a very low risk of warping, which is why it is a very popular choice. The surface is painted white in the standard colour similar to RAL9016.

- **White MDF:** this version offers the most options. A filler is applied to the MDF to smooth out and seal the surface. We then add a primer that can be painted over, or, depending on the quality requirements, varnished once or several times. As an additional advantage, the back can also be coated with filler and/or varnish to protect the strip from moisture. Standard colour is similar to RAL9016, others like RAL9010 are also possible.

- **Primed white MDF:** The planed, somewhat rough MDF is covered with a thin paper film as a barrier and then coated with a matt primer. This profile is finished in the standard colour RAL9016 and can be painted

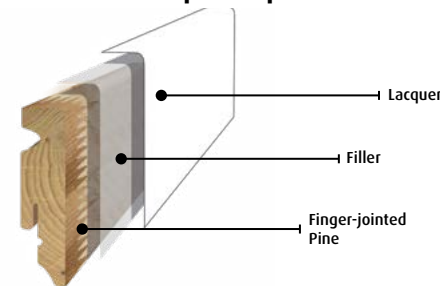
- **lacquered white MDF:** The planed, slightly rough MDF is covered with a thin paper film and then coated with a matt primer. A final coating that matches the room décor offers a high-quality, glossy look. The standard colour here is similar to RAL9016. This version can only be painted over to a limited extent.

- **Pine white coated:** Pine skirtings coated on four sides in RAL9016 extend the range of white skirtings. The four-sided coating provides better moisture protection on the surface and the wood structure is transformed into a completely smooth surface. The moldings can also be painted with conventional wall paints.

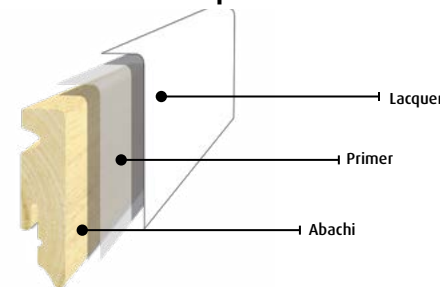
- **Spruce/Pine or Plywood with reinforced foil:** The finger-jointed Spruce/Pine or Plywood guarantees a stable profile with very little risk of warping. A thick film of impregnated paper is then added, which covers the wood grain very well and does not allow any cracks or resin from the wood underneath to get through. In addition, the impregnated foil in combination with the solid wood base offers a certain degree of moisture protection. The surface, which can be painted over with commercially available interior paints, is available in shades similar to RAL9016 and RAL9010, and the NCS colours 500-N and 502-Y.

- **MDF with white, paintable foil:** The entry-level white profile. MDF that is easy to work with and a white, paintable foil made of impregnated, lacquered décor paper on the surface.

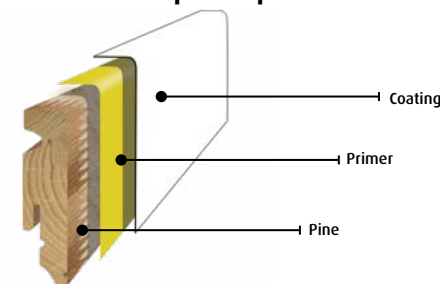
Painted white pine: L profiles



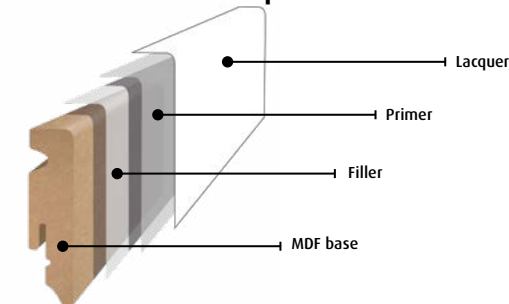
• White abachi: S profiles



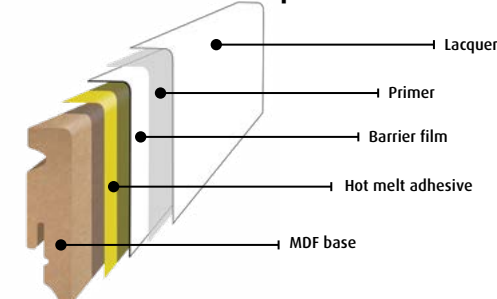
White coated pine: L profiles



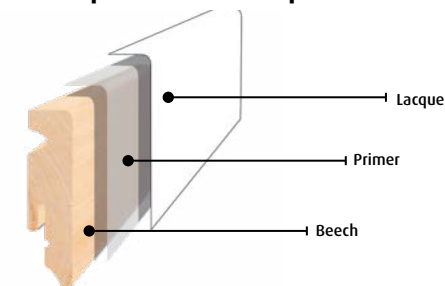
Painted white MDF: L profiles



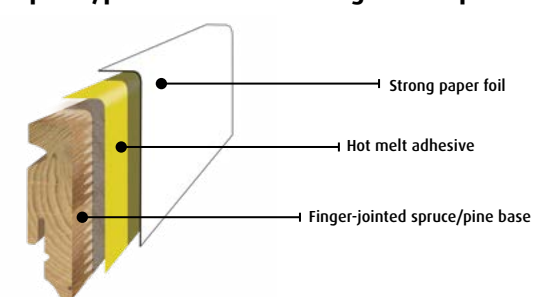
Painted white MDF: FU profiles



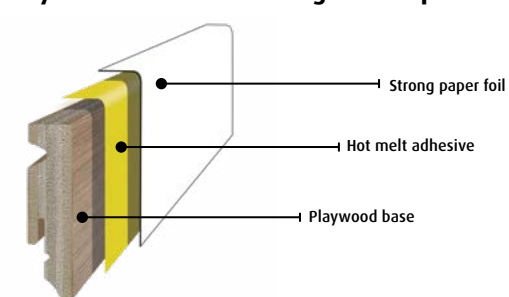
White painted beech: S profiles



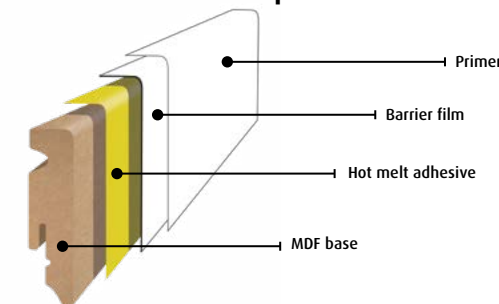
Spruce/pine with white strong foil: SU profiles



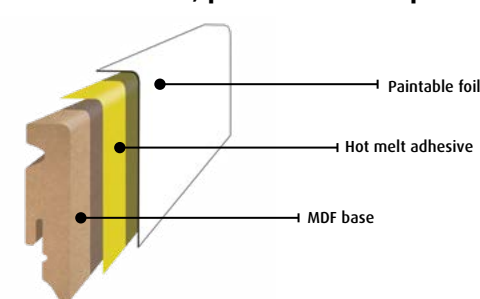
Plywood with white strong foil: SU profilesn



Primed white MDF: FU profiles



MDF with white, paintable foil: FU profiles



Many versions of white

Requirements for skirting boards can vary. Cultural-historical, taste, country-specific reasons, etc. We offer many different options for the painted white surface.

There are versions that can be painted over, or that already offer a finished surface. There are also options where the back has a filler and/or primer, which makes it easier to glue the strips to the wall and ensures better moisture protection.

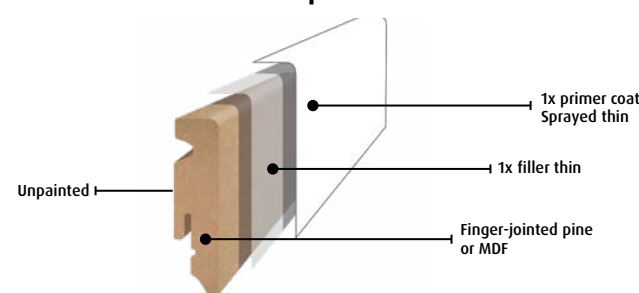
Product advantages:

- Outstanding surface quality.
- Numerous versions to choose from.
- Four-sided painting possible.
- Lengths up to 5.90 m / 19,36 ft.
- Exclusively solvent-free paints.
- Can be painted over with commercially available paint Wall colours.



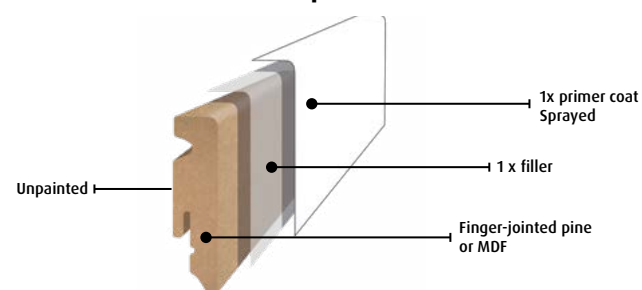
Basic

Version 11: RAL9010* paintable



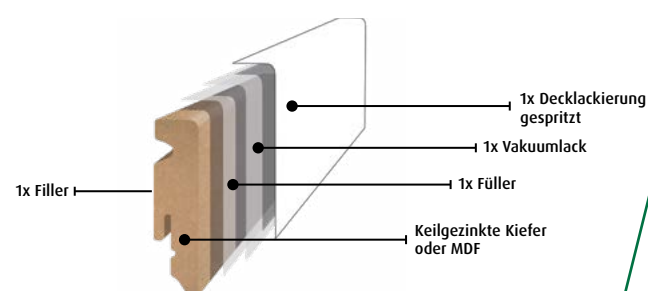
Basic +

Version 01: RAL9010* paintable



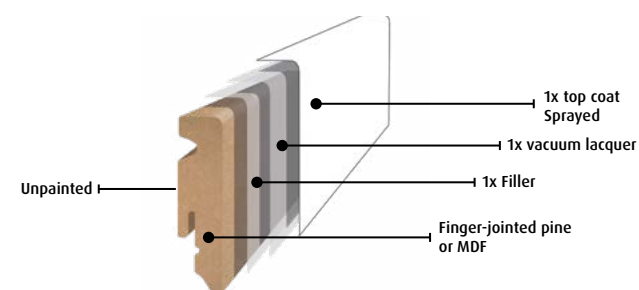
Premium

Version 12: RAL9016*



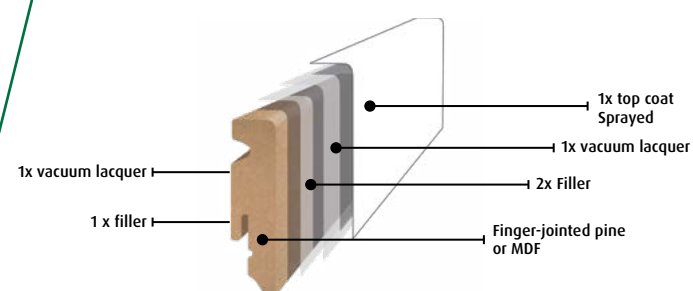
Medium

Version 03: RAL9016*



Premium +

Version 08: RAL9016*



* RAL TONES: SIMILAR TO THE RAL CODES, other colours on request

White can also be green

Sustainability is a hot topic currently, and for good reason. The topic is important to the world of coatings, as well.

Paints and fillers, whether sprayed or applied with a vacuum, also contain carbon (C), which, as is well known, forms the climate-damaging CO₂ in conjunction with oxygen (O₂).

We aim to reduce the use of fossil carbon in our products as much as possible and to replace them with carbon from renewable resources in order to become climate-neutral in the long term.

When it comes to paints and fillers, this can be assessed via the proportion of "BRC", or bio-renewable carbon.

The paints that we use on our new, state-of-the-art paint shops can contain up to 30% BRC. This means that the proportion of renewable carbon in the total carbon content of the paint or filler is up to 30%. This is an essential first step towards reducing the ecological footprint.

In addition, we have the option of staining and oiling wooden surfaces in our new production facilities, as well as coating them in RAL colours, for example.

Wood or wood-based panels and moisture.

The best wood protection is always structural protection. If that doesn't work, you need to find other solutions.

A layer of paint on the back can offer a certain amount of temporary protection. This could be only filler or filler and paint.

However, if you don't want to use plastic, the classic wooden strip covered with reinforced foil is the best solution for moisture-prone areas. The wood goes along with all moisture fluctuations, the waterproof adhesive matches the whole thing with the décor and there are no unsightly permanent swellings (as can be the case with MDF).



Ways of packaging



Bundle wrapped 3x.

This is the minimum standard for packaging, as it is the only way to ensure sufficient stability. The profiles are laid face-to-face, so the surface is optimally protected. The profiles are bundled in groups of 10 and tightly wrapped with stretch film at both ends and in the middle.



Wrapped open.

This is a continuous wrap with stretch film around the bundle of profiles (again bundled into 10 units) with spaced loops.



Fully wrapped.

The bundle (10 profiles) is completely wrapped in stretch film, only the front sides remain open.



Combo pack with fastening system.

Here, the individual profile, including the fastening system and the fastening material, is shrink-wrapped in foil and again provided with a four-colour label.



Combi-pack without fastening system.

Each profile is shrink-wrapped in foil and provided with a four-colour label with pictures and assembly instructions (without the fastening system).



Standard pallet.



Shrink wrapping.

Here the profiles (10 unit bundles) are wrapped at both ends and in the middle and then completely shrink-wrapped in film including the two front sides. This packaging method offers the highest moisture protection.



Tube packing.

With this type of packaging, the profiles are placed individually in a cardboard tube and closed end-to-end with a lid. This protects the contents from damage. An ideal option, e.g. for sending individual profiles.



Carton packaging.

10 profiles are loosely packed in a carton. This packaging guarantees protection from light.



Guide to symbols

To make it easier for you to navigate through the catalogue, we have marked all products with coloured dots. These dots provide you with information on the availability and delivery time of the items in question.

We are pleased to make it easier for you to find the right item – another important step towards providing perfect service.

Green dot >>>> quickly available:

Stock items - exact details of the items in stock (decors), as well as delivery quantities and delivery times you will receive from our sales staff at the sales department.

Blue dot >>>> order-related quickly:

Articles whose BOM components are all in stock and “only” have to be assembled into a finished product get a blue dot.

Yellow dot >>>> order-related:

Articles with this marking are FN standard items, which are made to order and are bound to a defined minimum quantity and delivery times. Raw materials still have to be purchased.

Red dot: >>>> on request:

These are special items that can be manufactured on request. Raw materials, production times still have to be requested.



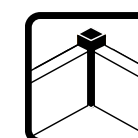
Clipholder CH23



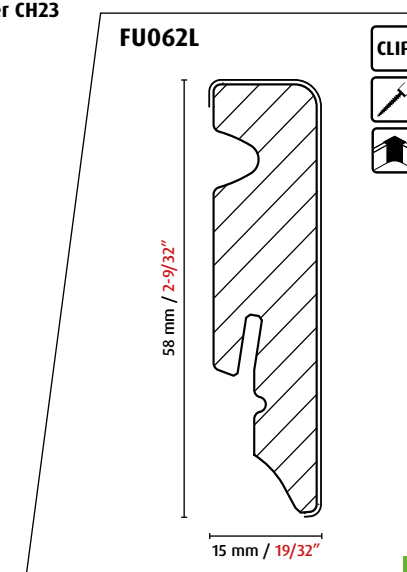
nailofix CH28



Plastic corners



Corner sticks



Example

Processing instructions

Masking tape on skirting boards.

Veneered and foiled skirting boards may only be covered with commercially available masking tape (see the following image as an example)

The masking tape must be removed after 16 hours at the latest!

All other types of adhesive tapes, such as packaging tapes, transparent adhesive tapes, brown adhesive tapes, fabric tapes (grey and others) are NOT suitable for foiled and veneered skirting boards.

Adhesives and skirting boards.

No silicone-containing adhesives may be used to attach foiled or veneered skirting boards to the wall, as the foil or veneer can detach if the compounds penetrate the wood or MDF. A corresponding note can be found on the back of veneered profiles (see picture).

Installation of skirting boards.

In general, we recommend our clip system CH23 or the rail klik-fix 23 for installation. The profiles and matching accessories are designed for this.

Of course, the profiles can also be glued in place (note: see note on adhesives), nailed or screwed.

Mitre joint.

When mitre cutting, it is advisable to insert a clip into the profile before cutting to simulate the correct distance to the wall. With some profiles, this is the only way to achieve an optimal result on the mitre.

The FN easy-cut mitre box offers a practical aid here, as it has the matching height and an attachment device for the profile.

When cutting the skirting, make sure that you always see the décor side, or that you are cutting into the décor, so to speak. Otherwise there may be tears on the décor side.

Wood and water.

Since most profiles are made of wood or wood-based materials, store the profiles in the intended installation room for at least 48 hours. This allows the wood to adapt to the environmental conditions (humidity, temperature) and avoids problems with swelling or shrinking after installation.


Profiles with an MDF core may only be cleaned dry, as the profile can swell if moisture penetrates.

When using profiles in areas where increased moisture can occur (including damp mopping of the floor), it is advisable to use profiles with a plastic or spruce core.




Spruce/pine painted white

Other colours available on request




L0147LKI
RAL 9010

CLIP 

58 mm / 2-9/32"

16 mm / 5/8"


L0144LKI
RAL 9016/9010

CLIP 

58 mm / 2-9/32"

18 mm / 23/32"



L0148LKI
RAL 9010

CLIP 

80 mm / 3-5/32"

16 mm / 5/8"



L0120KI
RAL 9016

16 mm / 5/8"

16 mm / 5/8"


L0402KI
RAL 9010

40 mm / 1-9/16"

12 mm / 15/32"



L0152LKI
RAL 9016/9010

CLIP 

40 mm / 1-9/16"

16 mm / 5/8"


L0153LKI
RAL 9016/9010

CLIP  

58 mm / 2-9/32"

16 mm / 5/8"


L0154LKI
RAL 9016/9010

CLIP 

58 mm

18 mm / 23/32"


L0145LKI
RAL 9016/9010

CLIP 

80 mm / 3-5/32"

18 mm / 23/32"


L0149LKI
RAL 9010

CLIP 

96 mm / 2-9/32"

16 mm / 5/8"



L0146LKI
RAL 9016/9010

CLIP 

96 mm / 2-9/32"

18 mm / 23/32"


L0605KI
RAL 9010

60 mm / 2-3/8"

12 mm / 15/32"


L0164LKI
RAL 9010

CLIP 

70 mm / 2-3/4"

16 mm / 5/8"



L0155LKI
RAL 9016/9010

CLIP 

70 mm / 2-3/4"


18 mm / 23/32"

L0805KI
RAL 9010


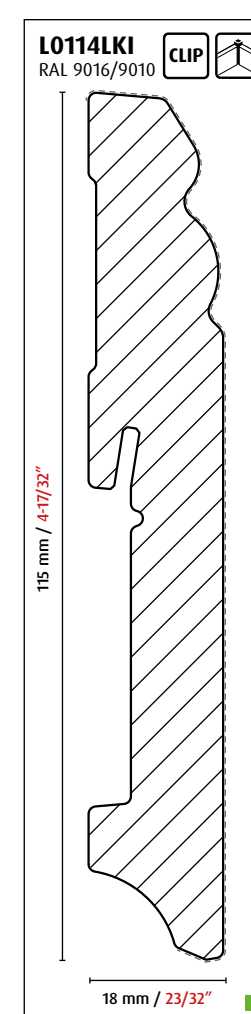
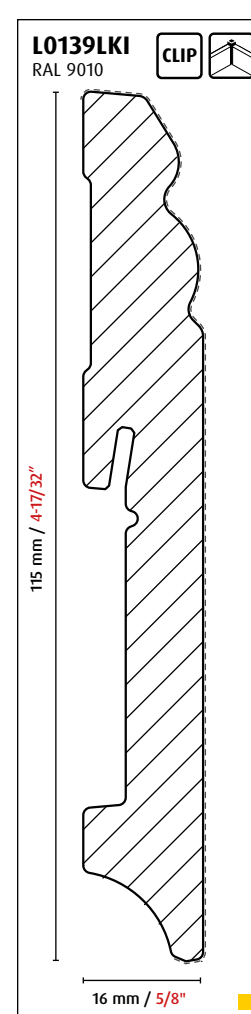
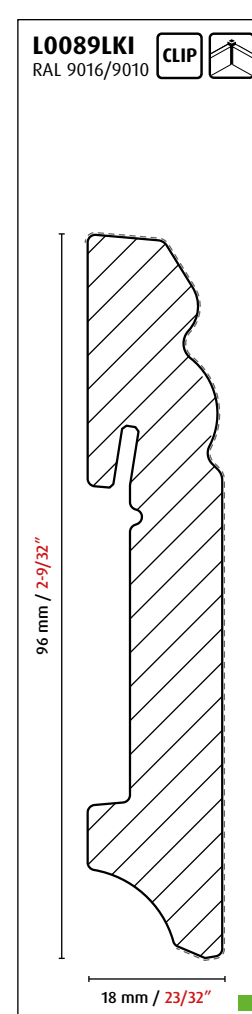
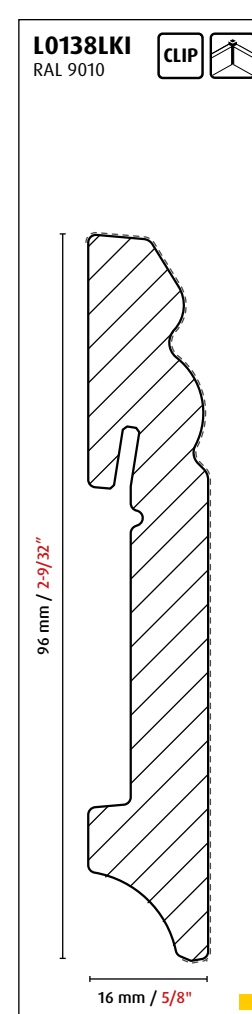
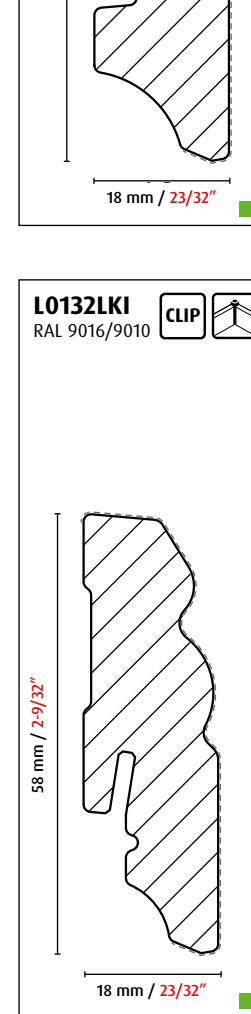
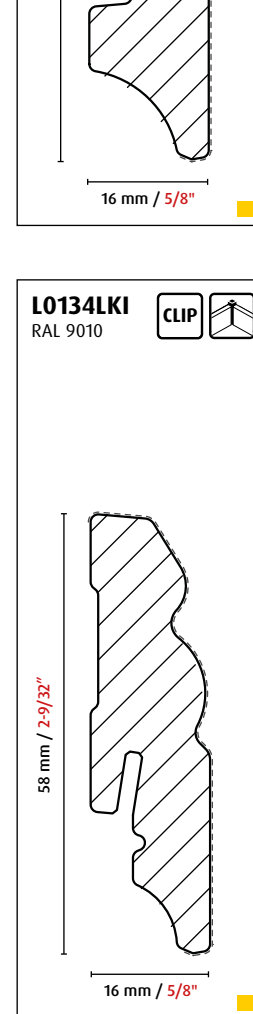
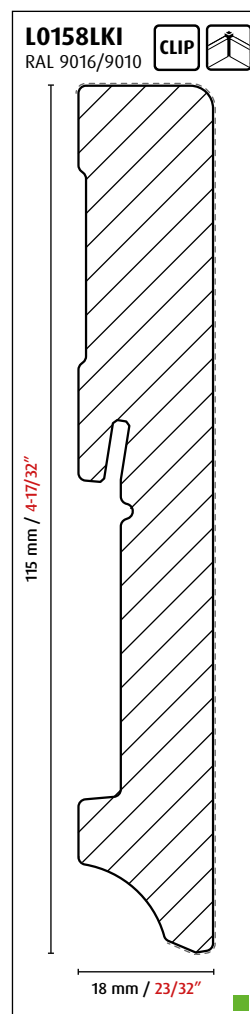
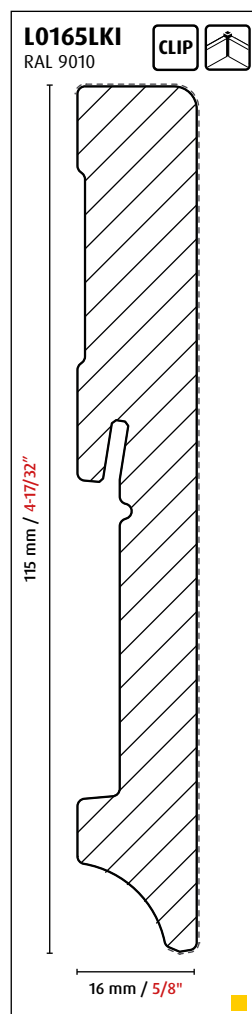
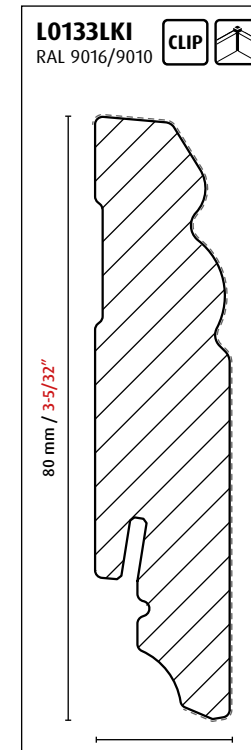
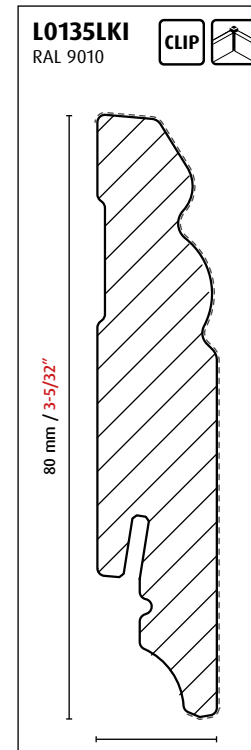
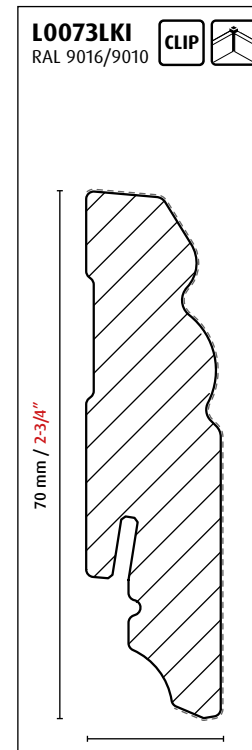
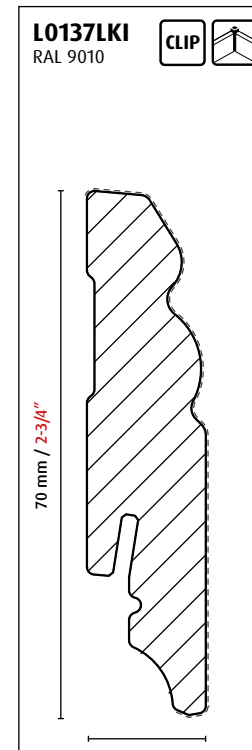
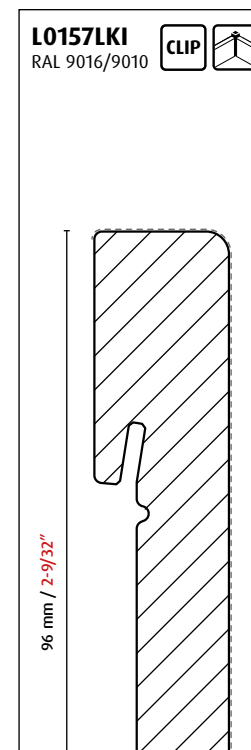
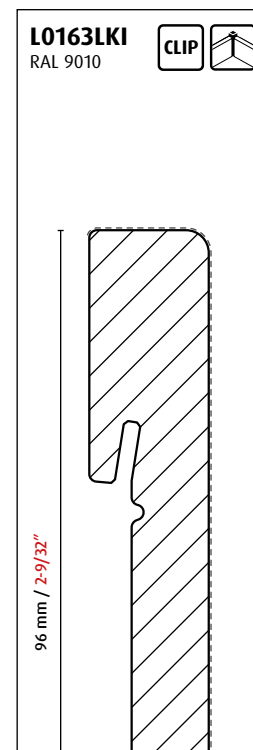
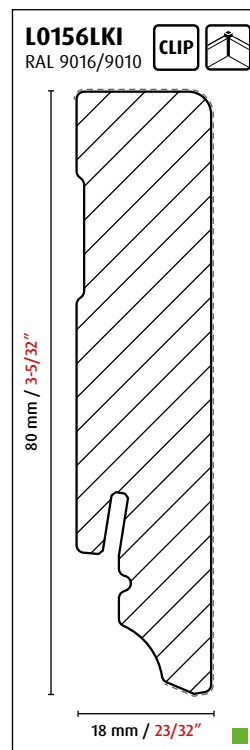
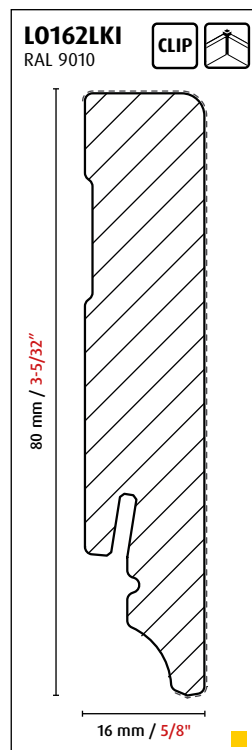

80 mm / 3-5/32"

12 mm / 15/32"

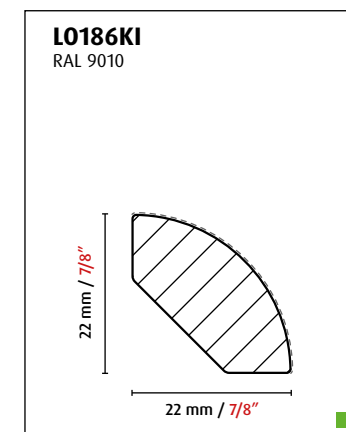
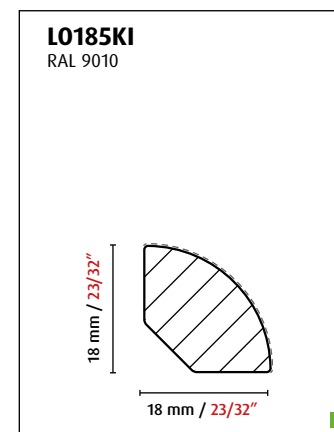
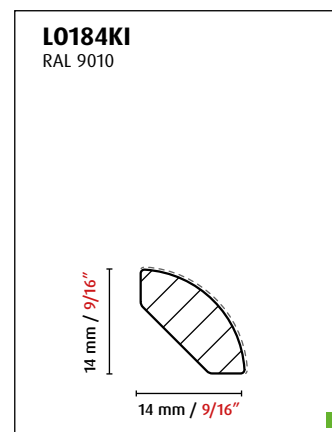
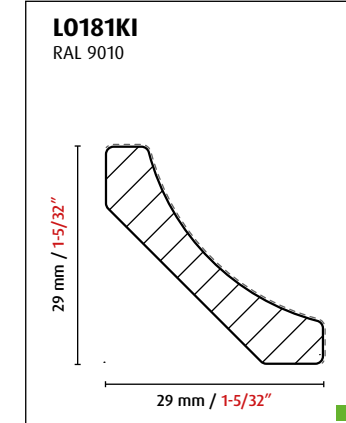
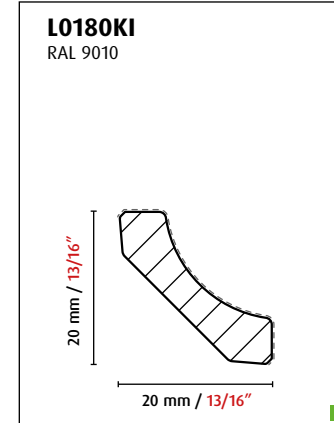
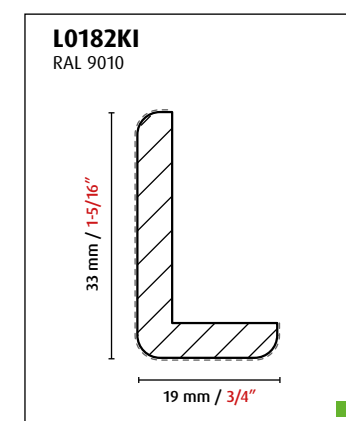
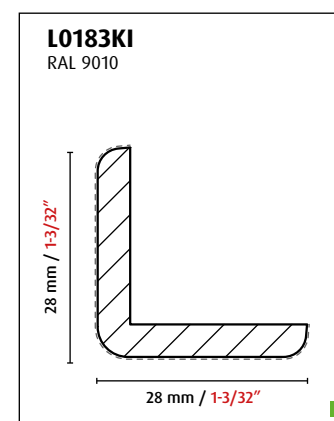
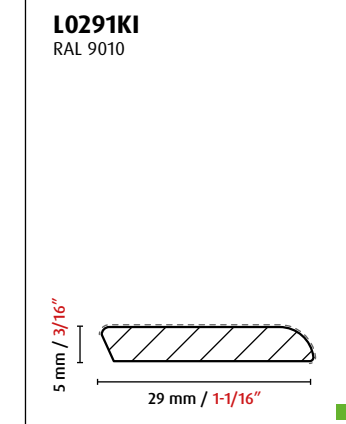
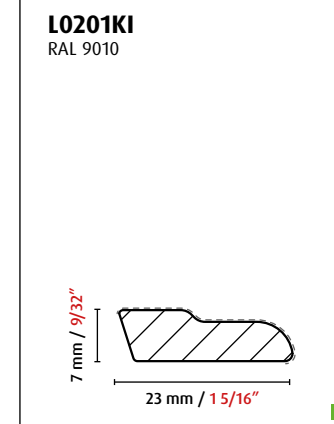
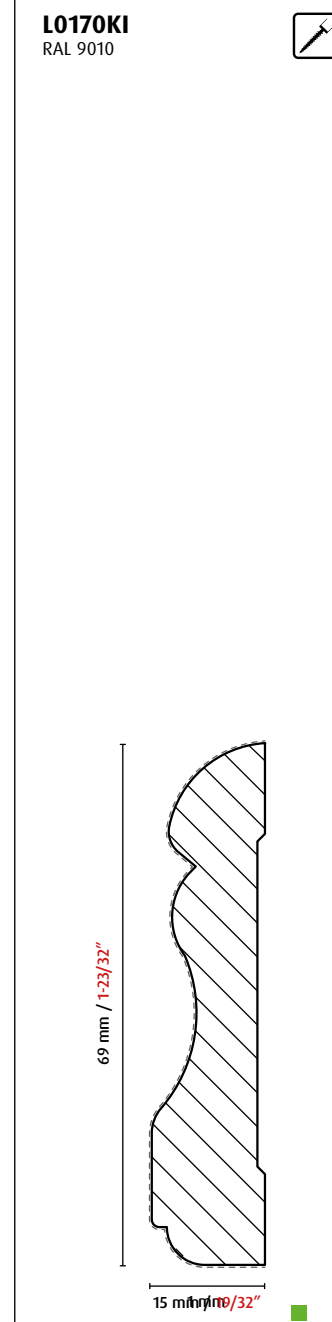
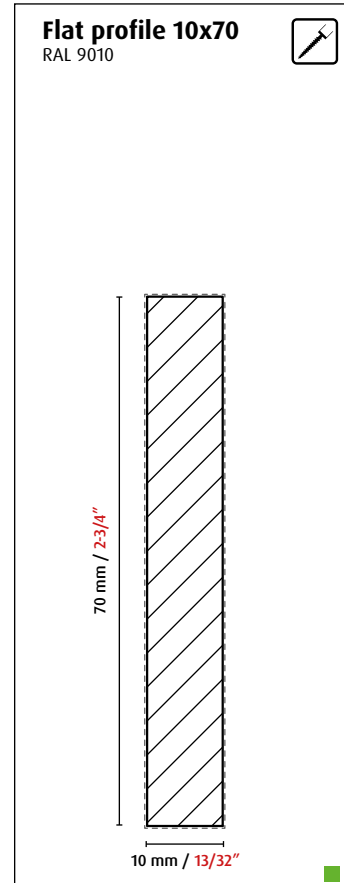
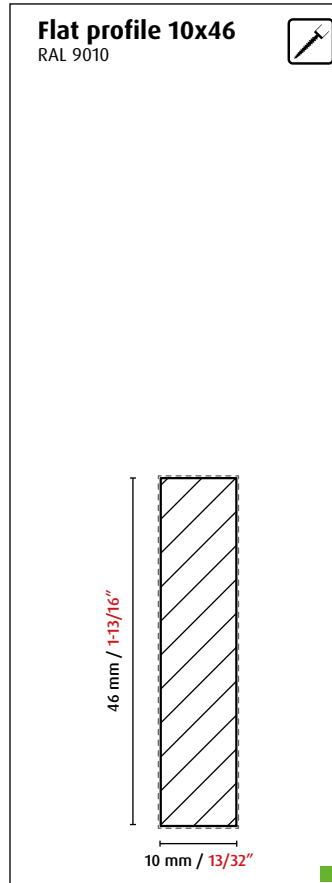
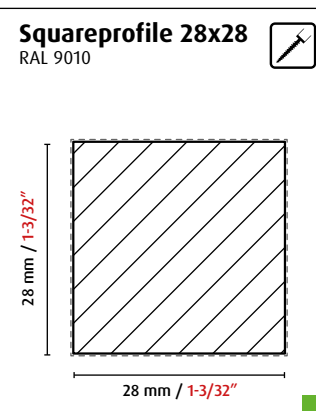
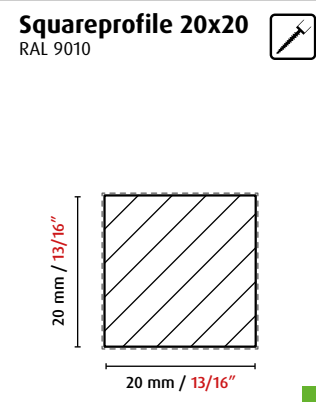



Spruce/pine painted white


Other colours available on request



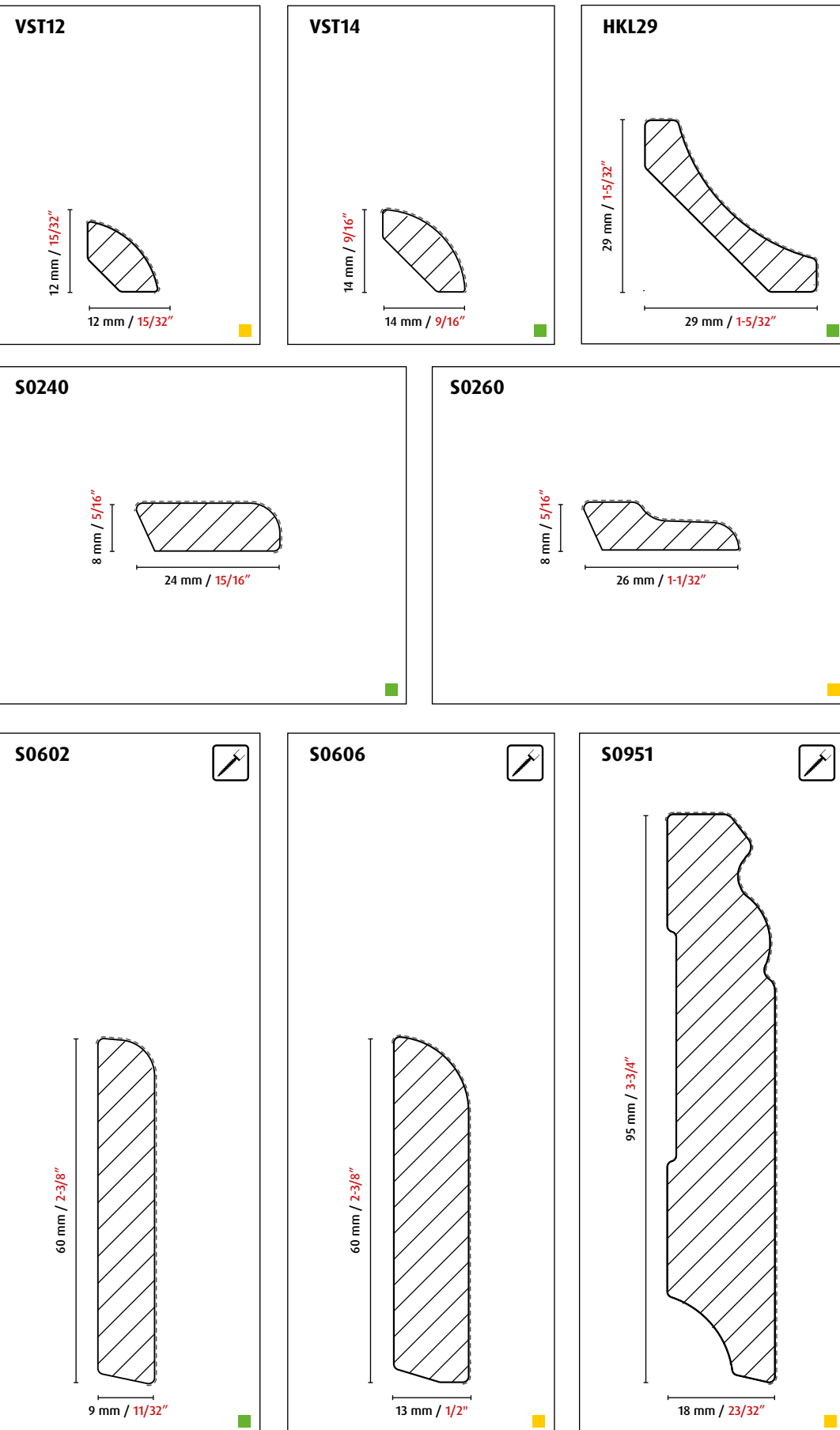
Spruce/pine painted white




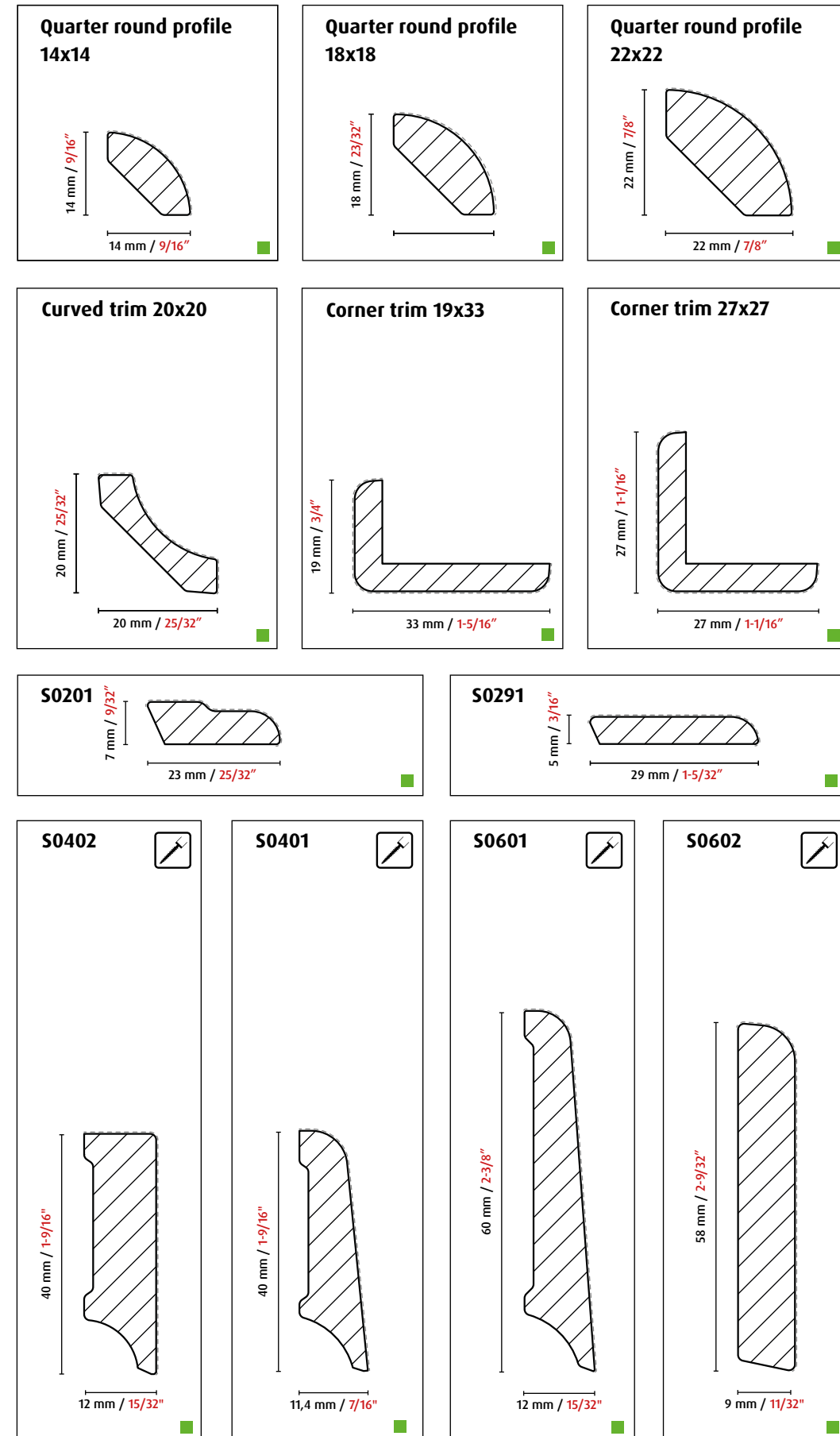
Other colours available on request



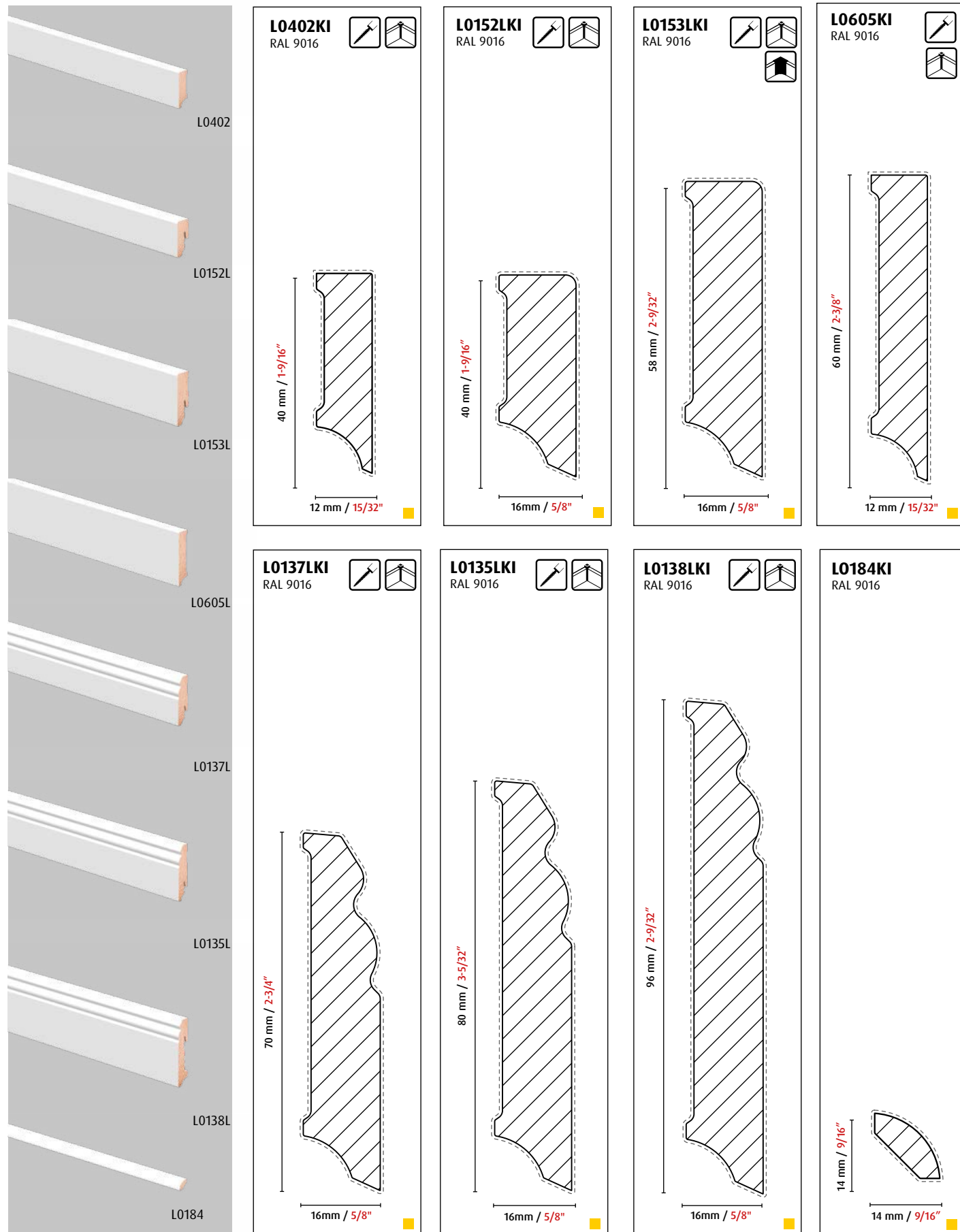
Abachi painted white



Beech painted white



Pine white coated



Clipholder CH23



Clipholder CH28



Corners



Corner sticks



Available: in stock



Available: fast



Available: normal

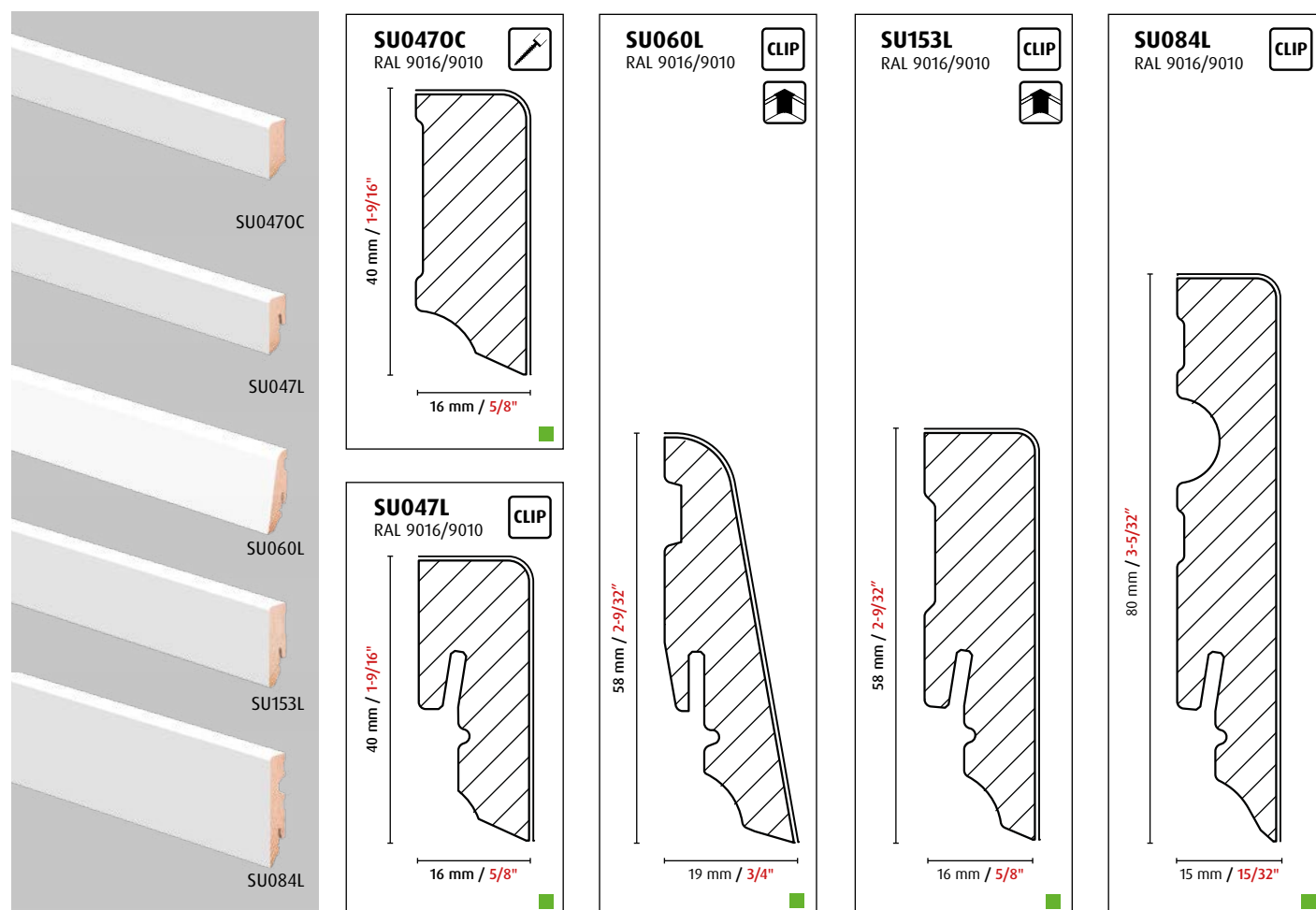


Available: on request

WE. KNOW. WOW!



Spruce skirtings with white strong foil



Clipholder CH23



Clipholder CH28



Corners

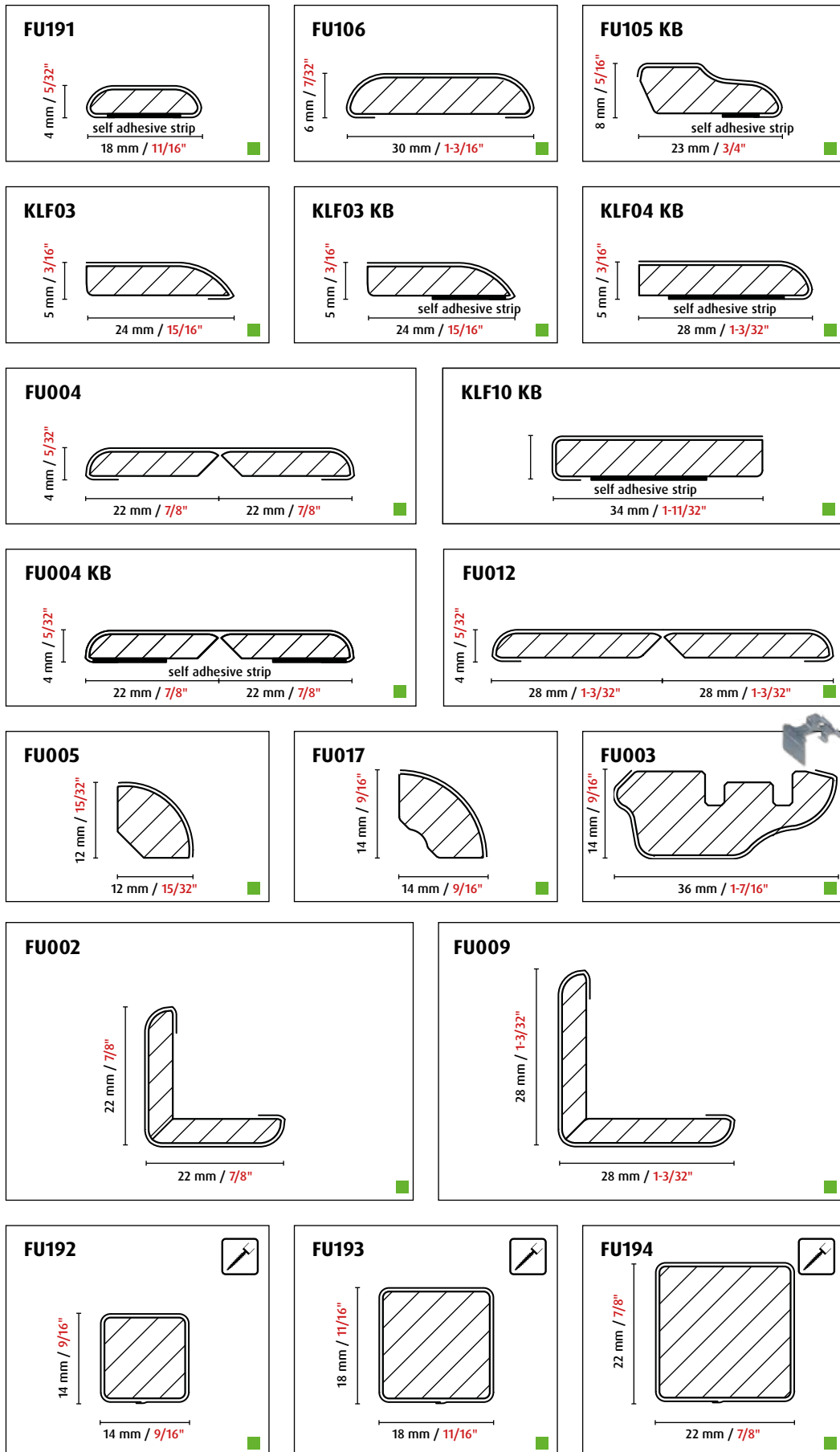
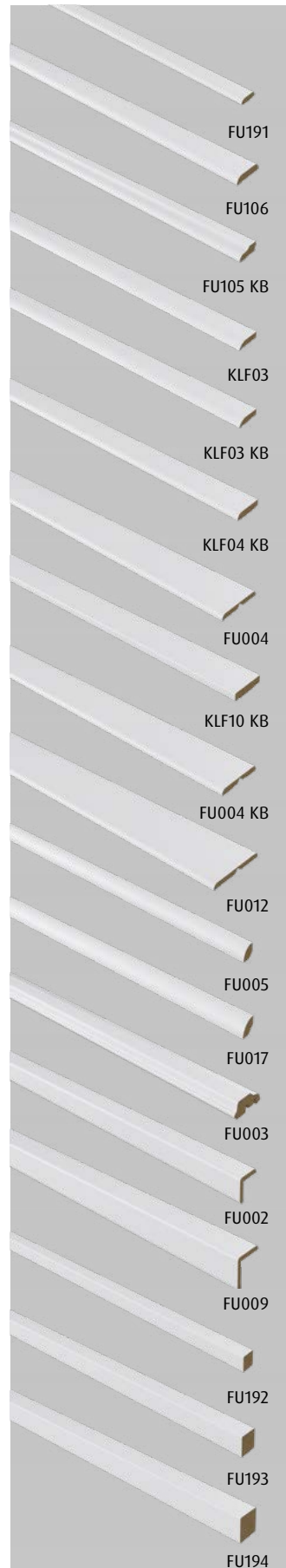


Corner sticks


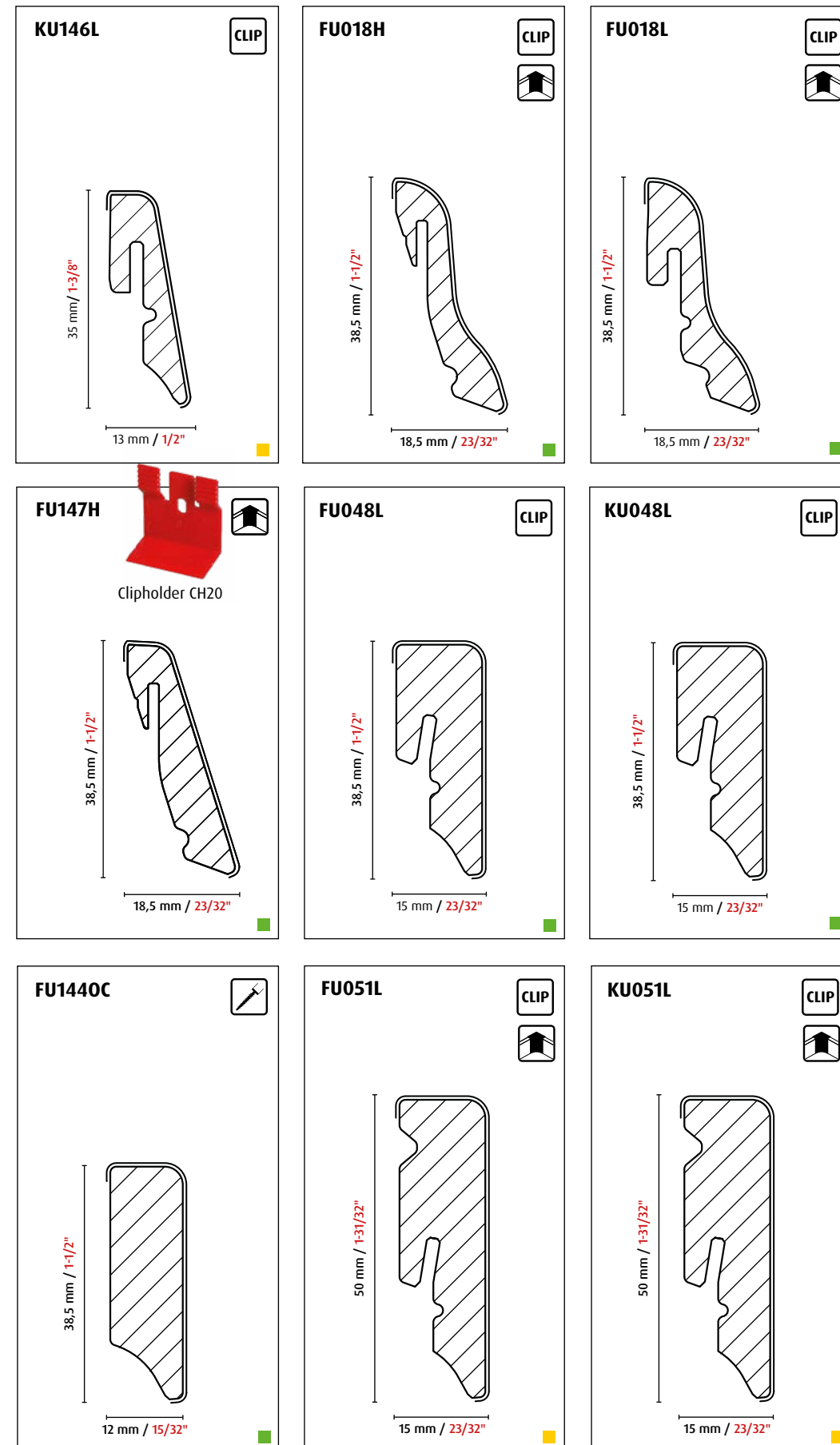


Design example: FU060L with strong foil,
Installation with clipholder CH23

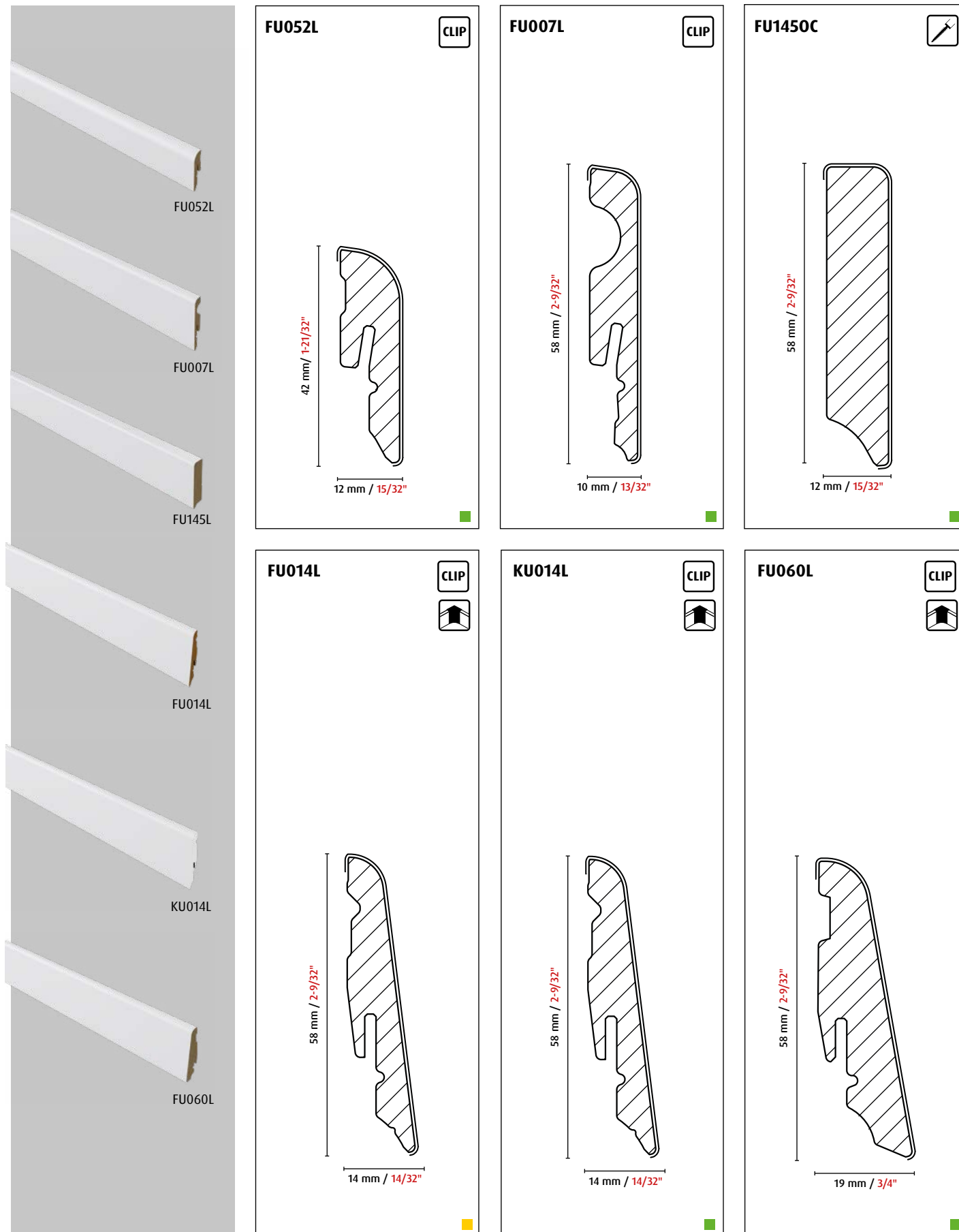
White skirtings with paintable foil




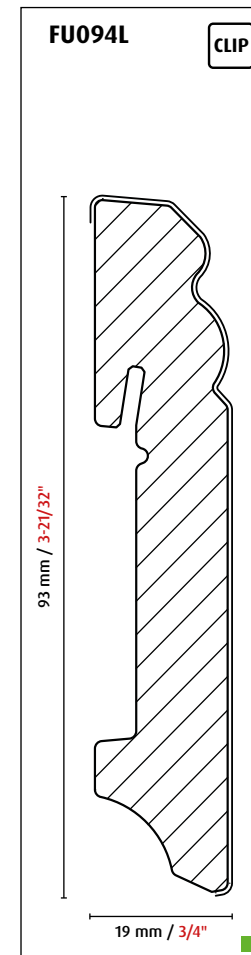
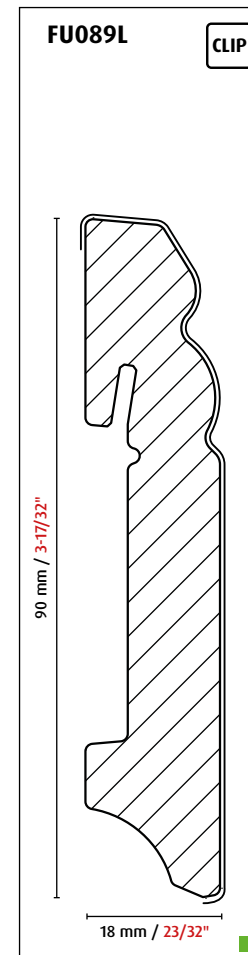
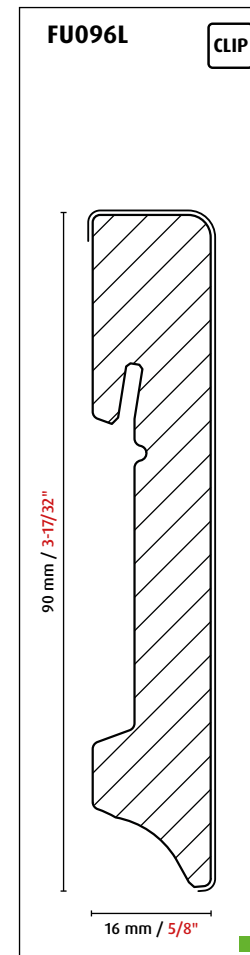
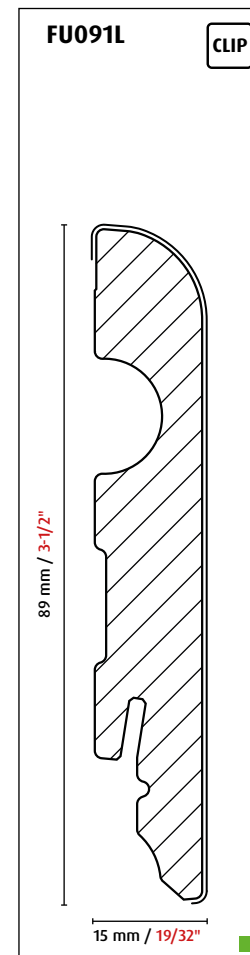
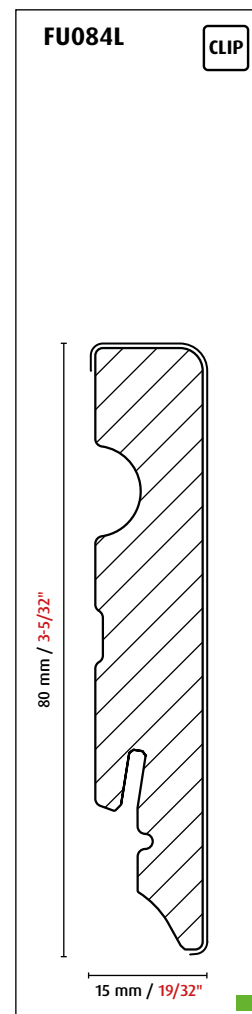
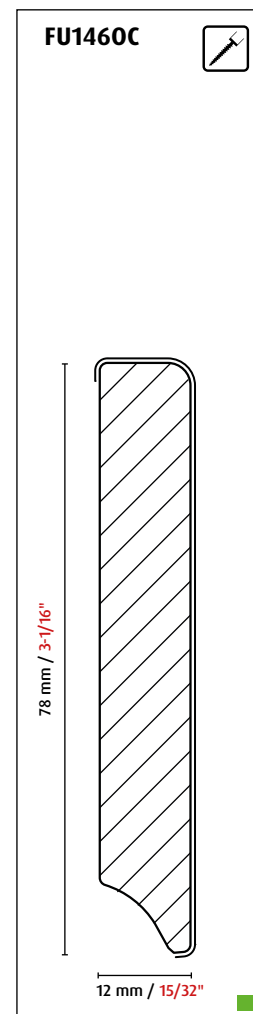
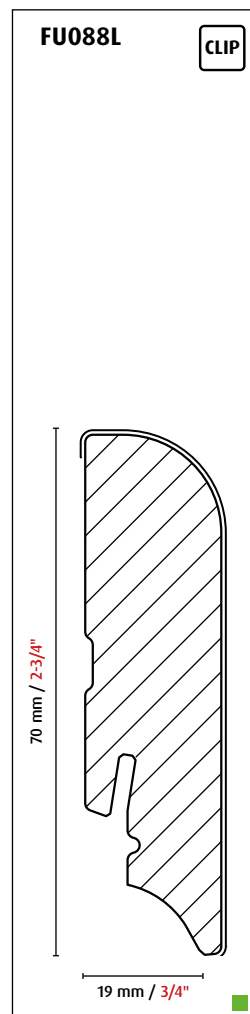
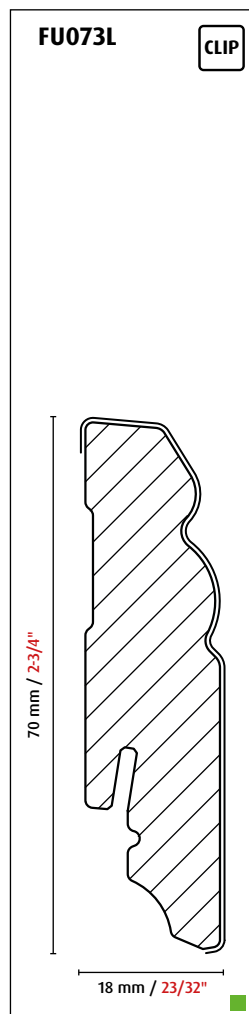
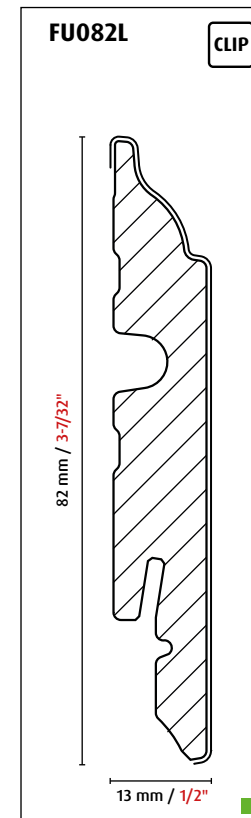
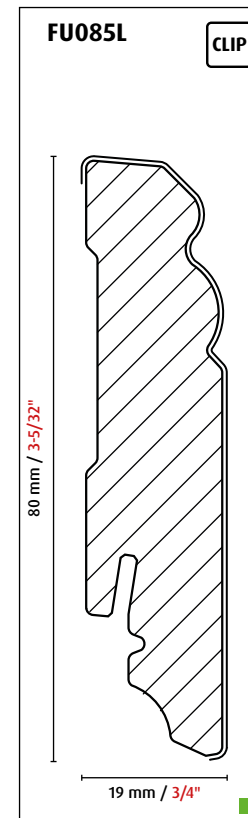
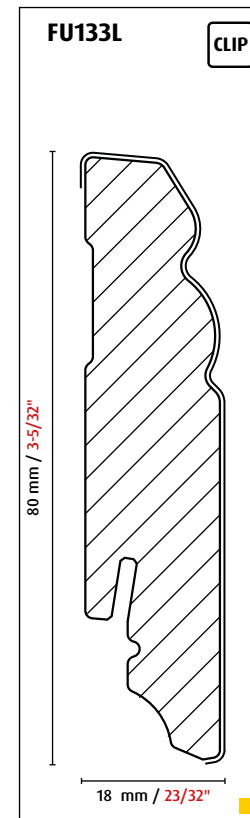
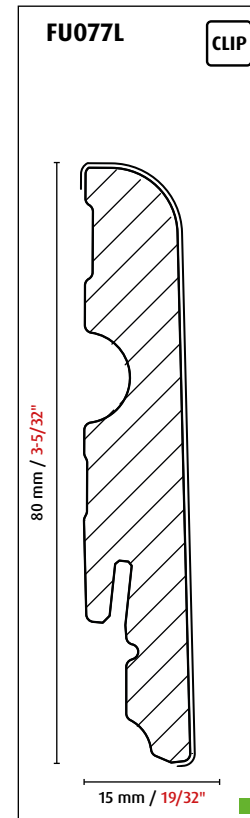
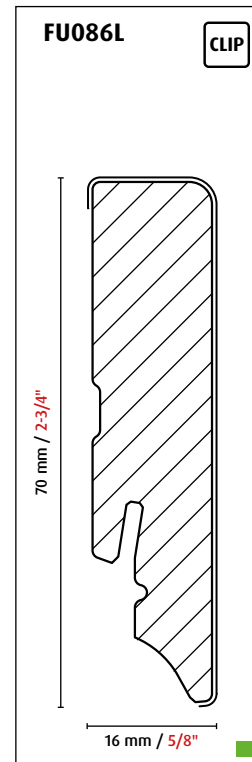
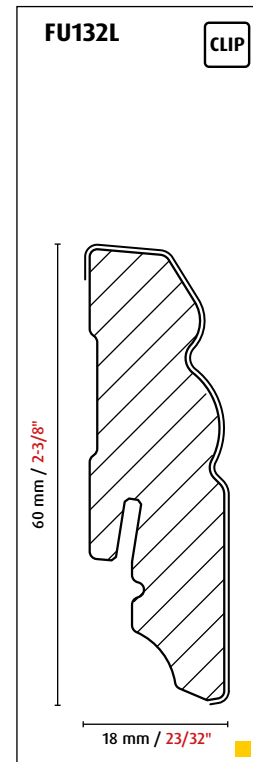
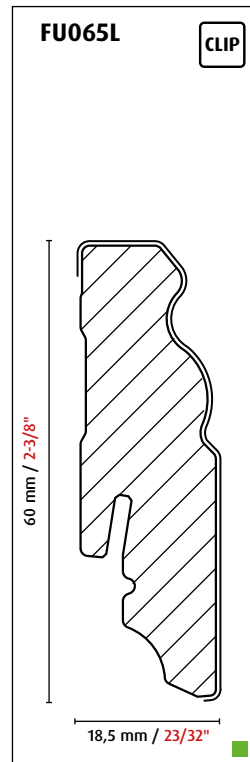
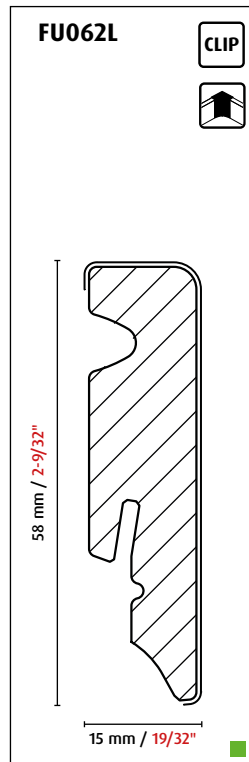

Clipholder CH 01



White skirtings with paintable foil



White skirtings with paintable foil



Clipholder CH23



Clipholder CH28



Corners



Corner sticks

Available: in stock

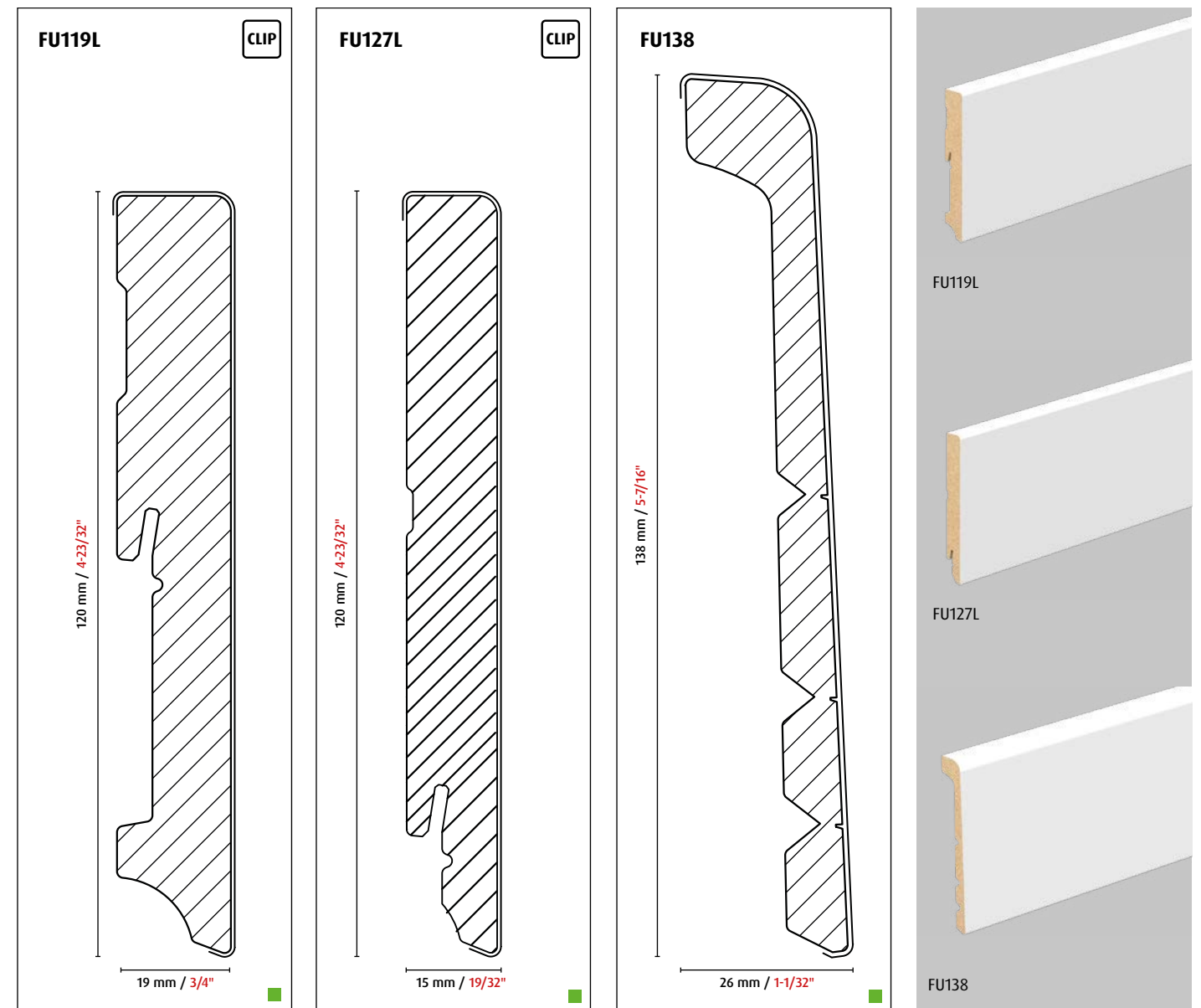
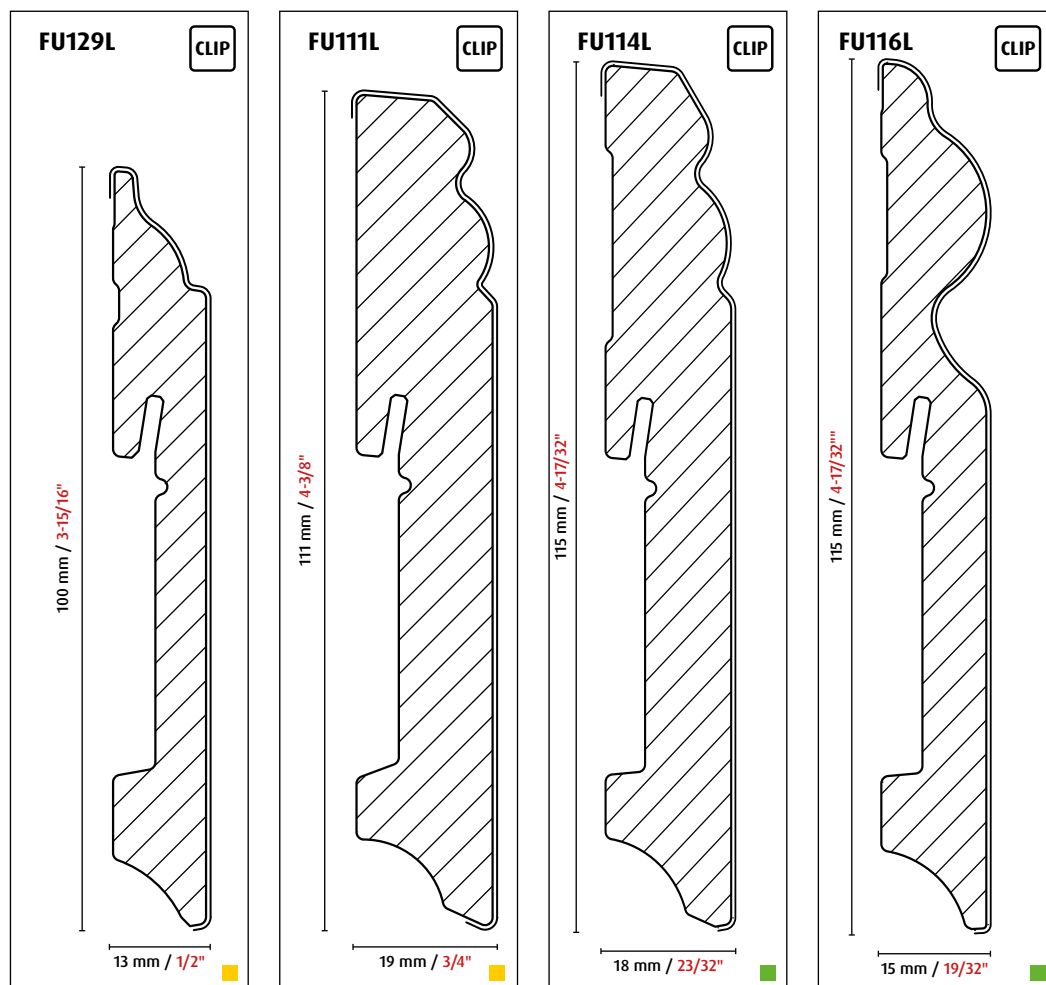
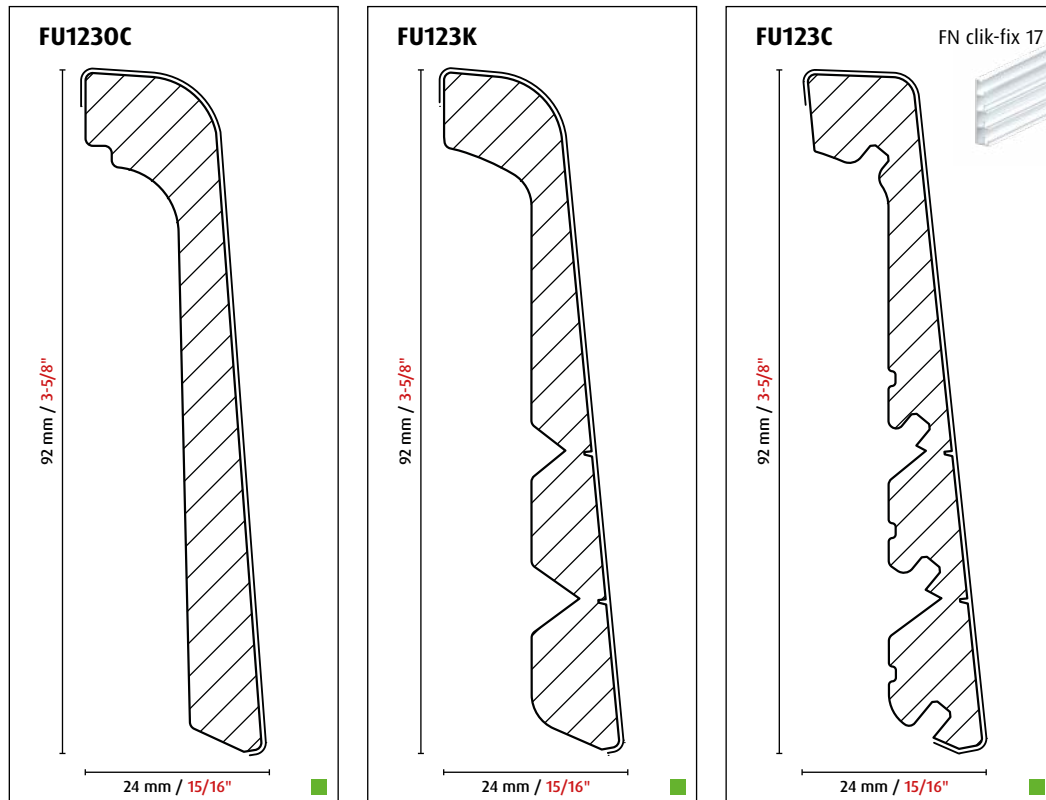
Available: fast

Available: normal


Available: on request

WE. KNOW. WOW!

White skirtings with paintable foil



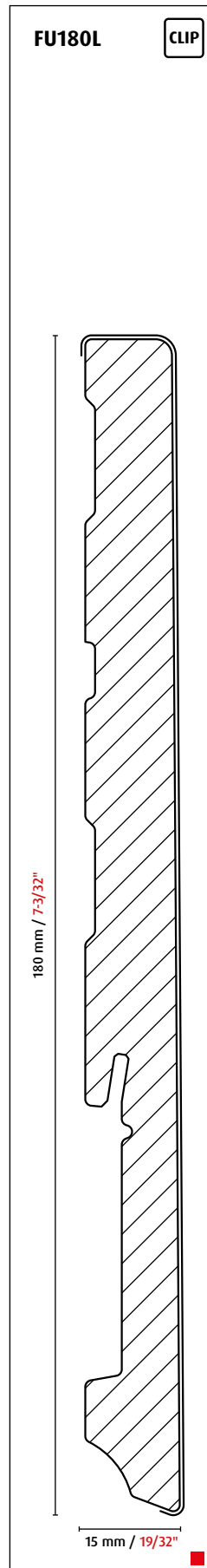
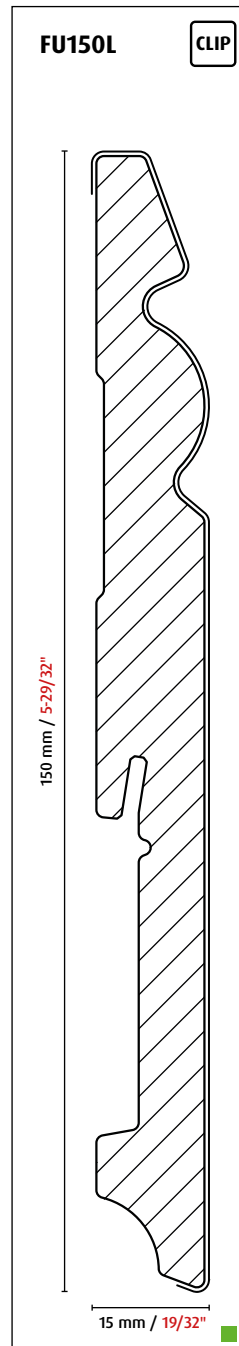
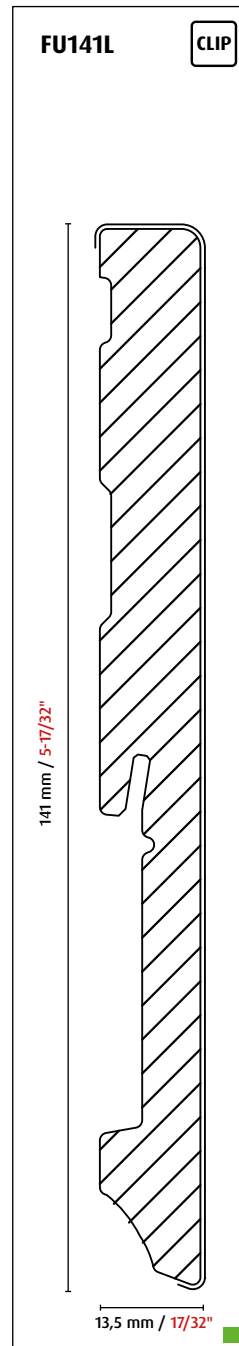
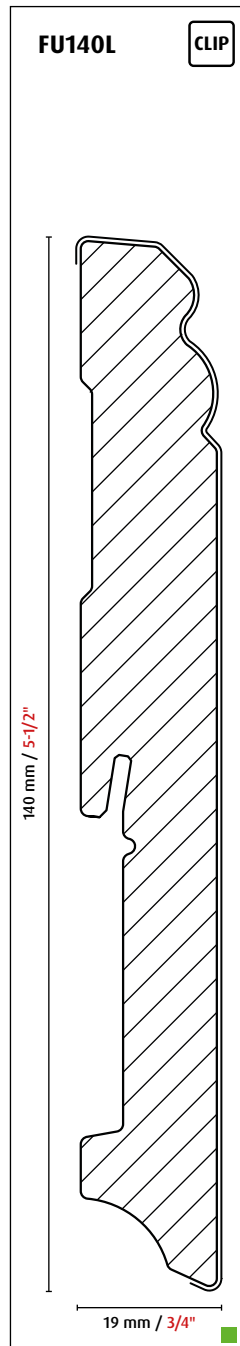
White skirtings with paintable foil



FU140L

FU141L

FU150L



Clipholder CH23



Clipholder CH28

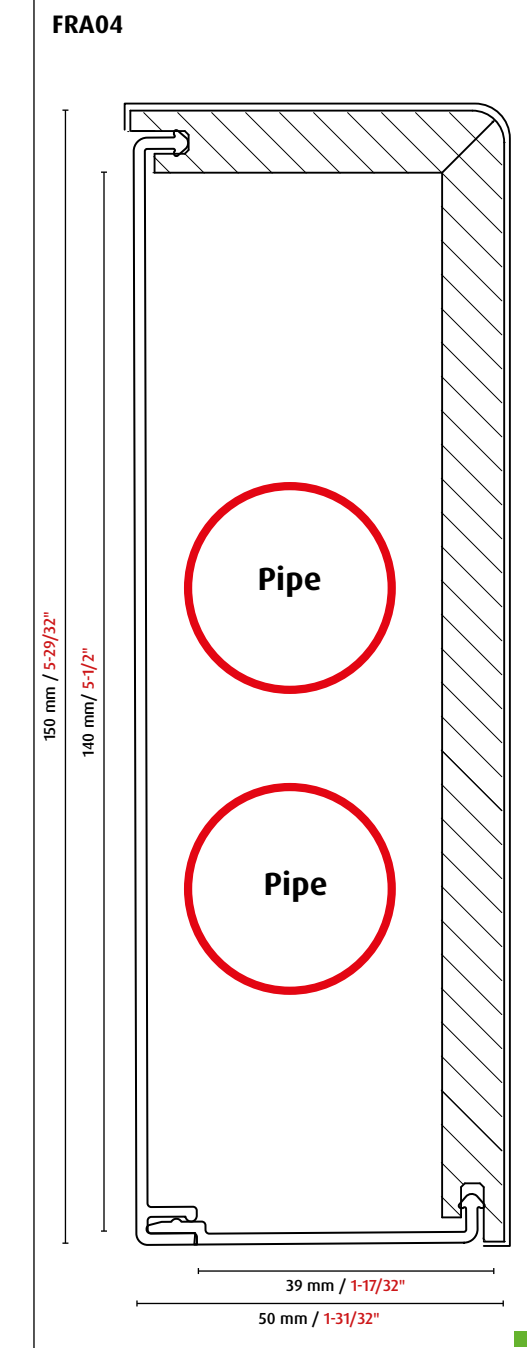
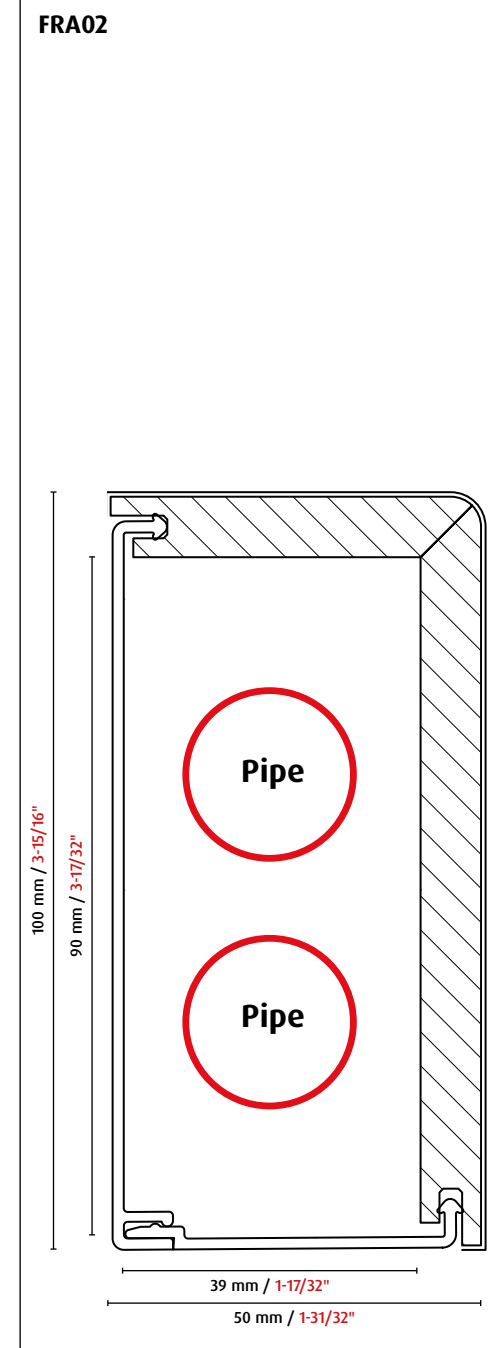


Corners



Corner sticks

FN pipe-pro white pipe cover strips



FRA02

FRA04

Accessories



FN klik-fix 14 for FRA02
FN klik-fix 18 for FRA04




Outside and inside corners,
end pieces
2 pieces per package


Available: in stock Available: fast Available: normal Available: on request

WE. KNOW. WOW!

White ceiling profile with paintable foil



Installation FN CH14: FW067 & FW092



Corners and end pieces

With the right corners and end pieces for the white strips FW067 and FW092, mitre cuts are a thing of the past. Perfect transitions and ends that connect easily to the skirting board with dowels.




Outer corner



Inner corners

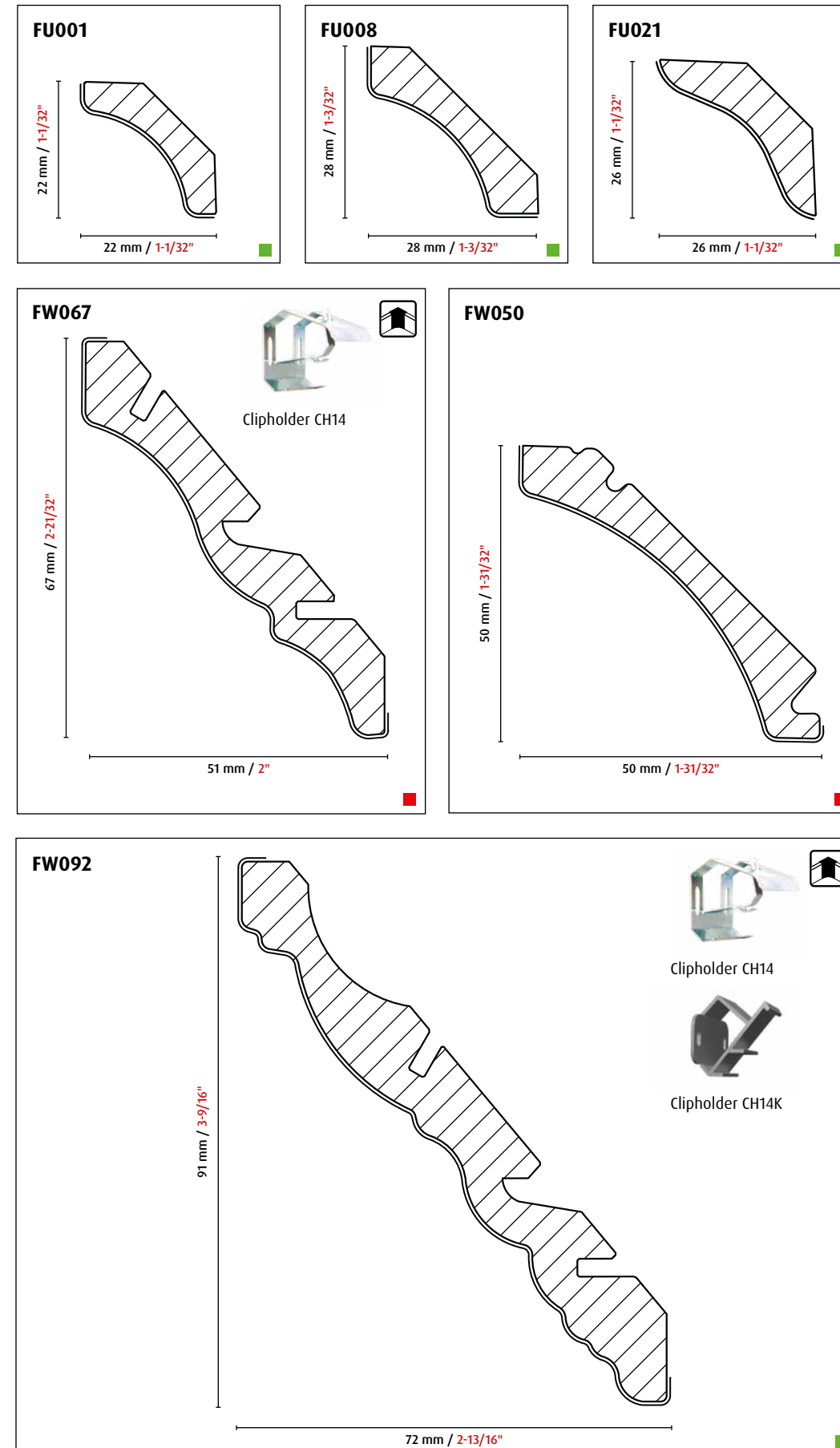


End pieces

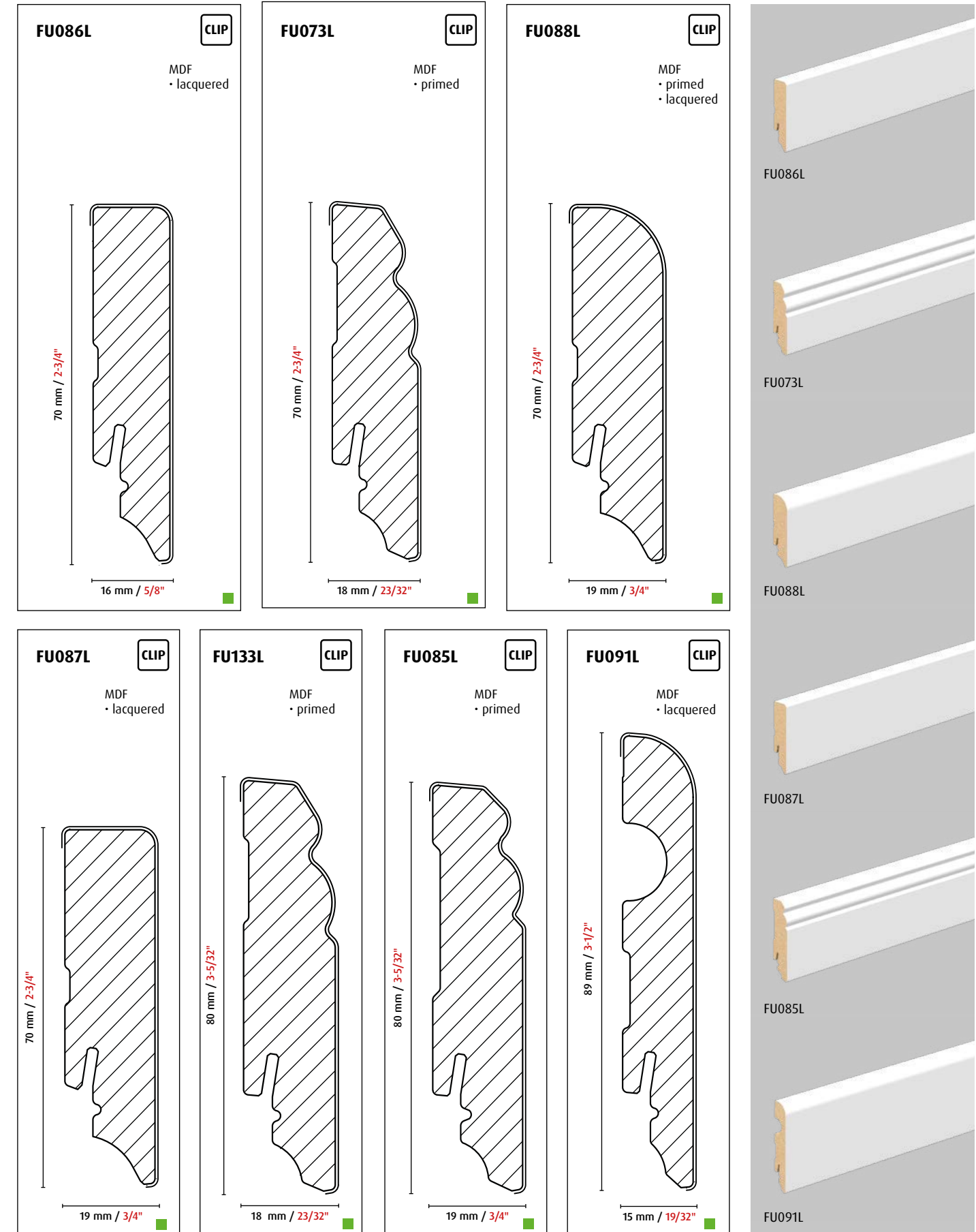
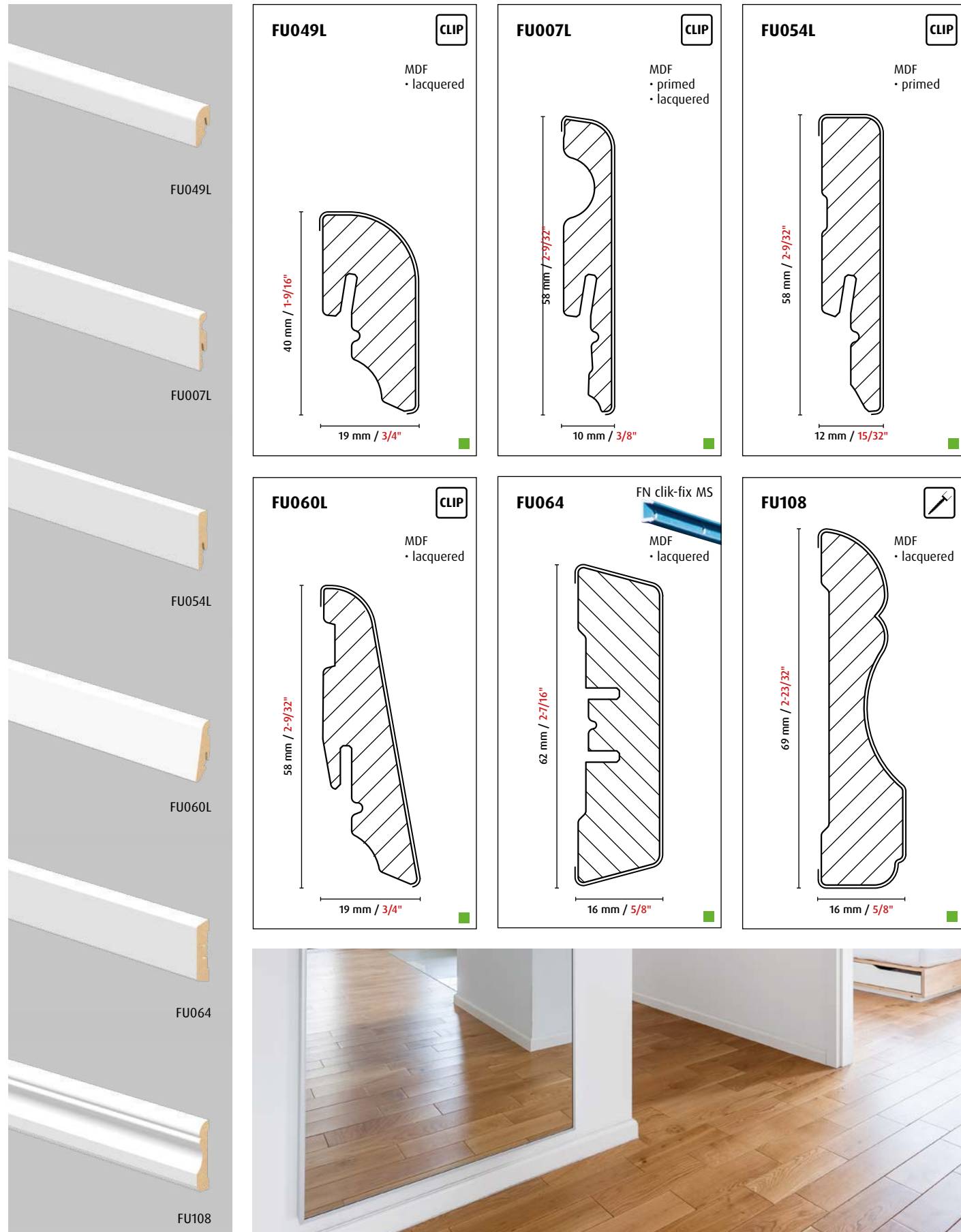


End pieces

Installation



White primed, white lacquered MDF profiles



Cliholder CH23



Cliholder CH28



Corners



Corner sticks

Available: in stock


Available: fast

Available: normal


Available: on request

WE. KNOW. WOW!


White primed, white lacquered MDF profiles



FU096L



FU094L



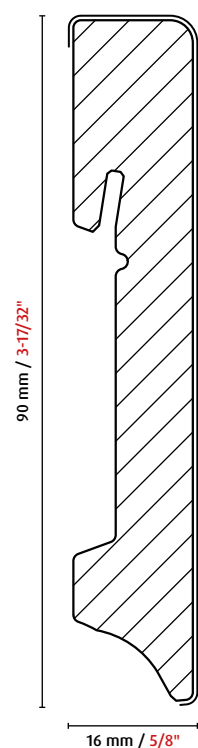
FU111L



FU096L



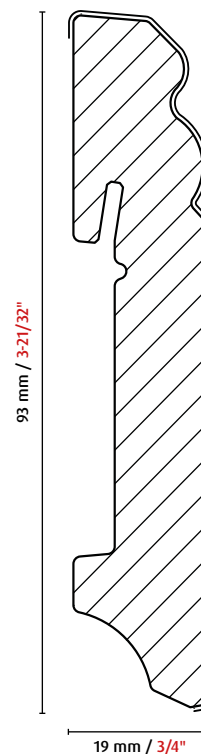
MDF
• lacquered



FU094L



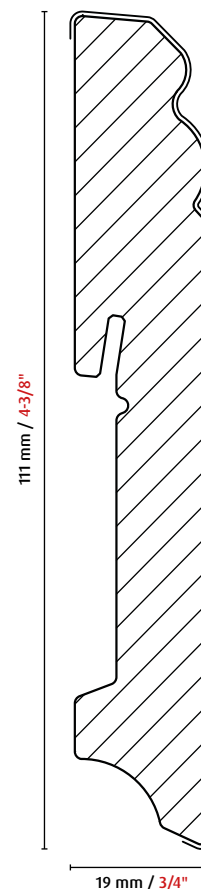
MDF
• primed
• lacquered



FU111L



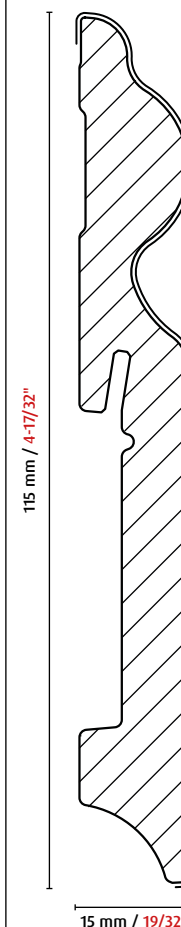
MDF
• primed
• lacquered



FU116L



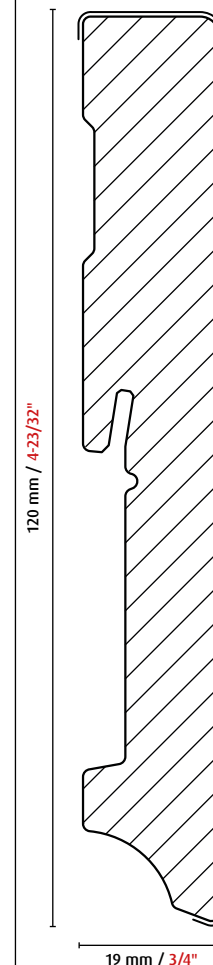
MDF
• lacquered



FU119L



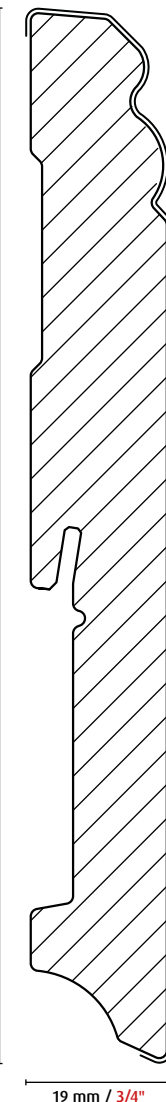
MDF
• lacquered



FU140L



140 mm / 5-1/2"


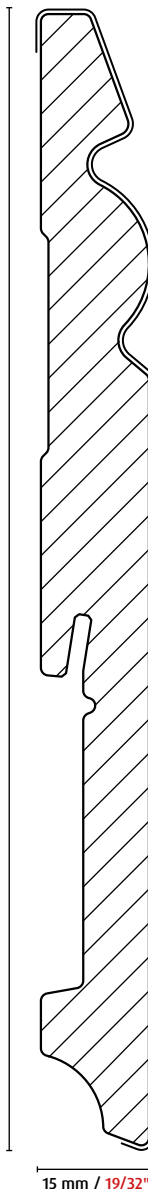


FU150L



MDF
• lacquered

150 mm / 5-29/32"



FU116L



FU119L



FU140L



FU150L



Clipholder CH23



Clipholder CH28



Corners



Corner sticks

Available: in stock

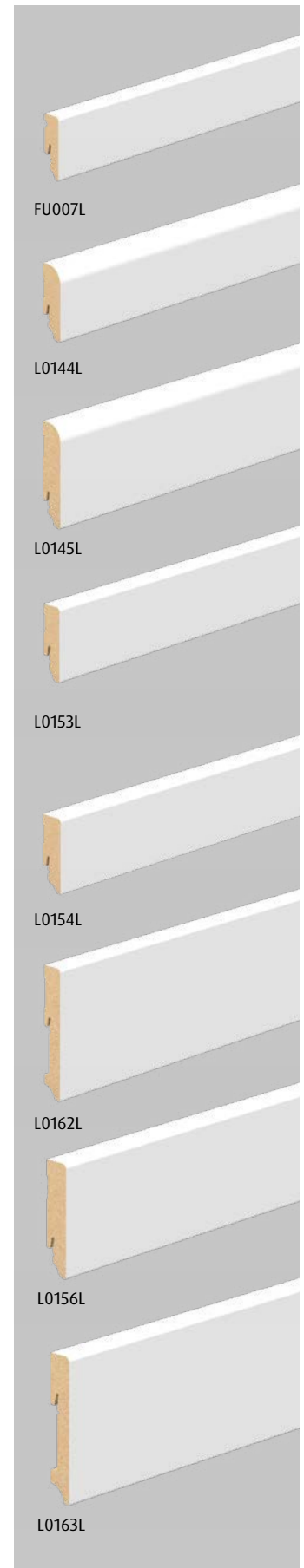
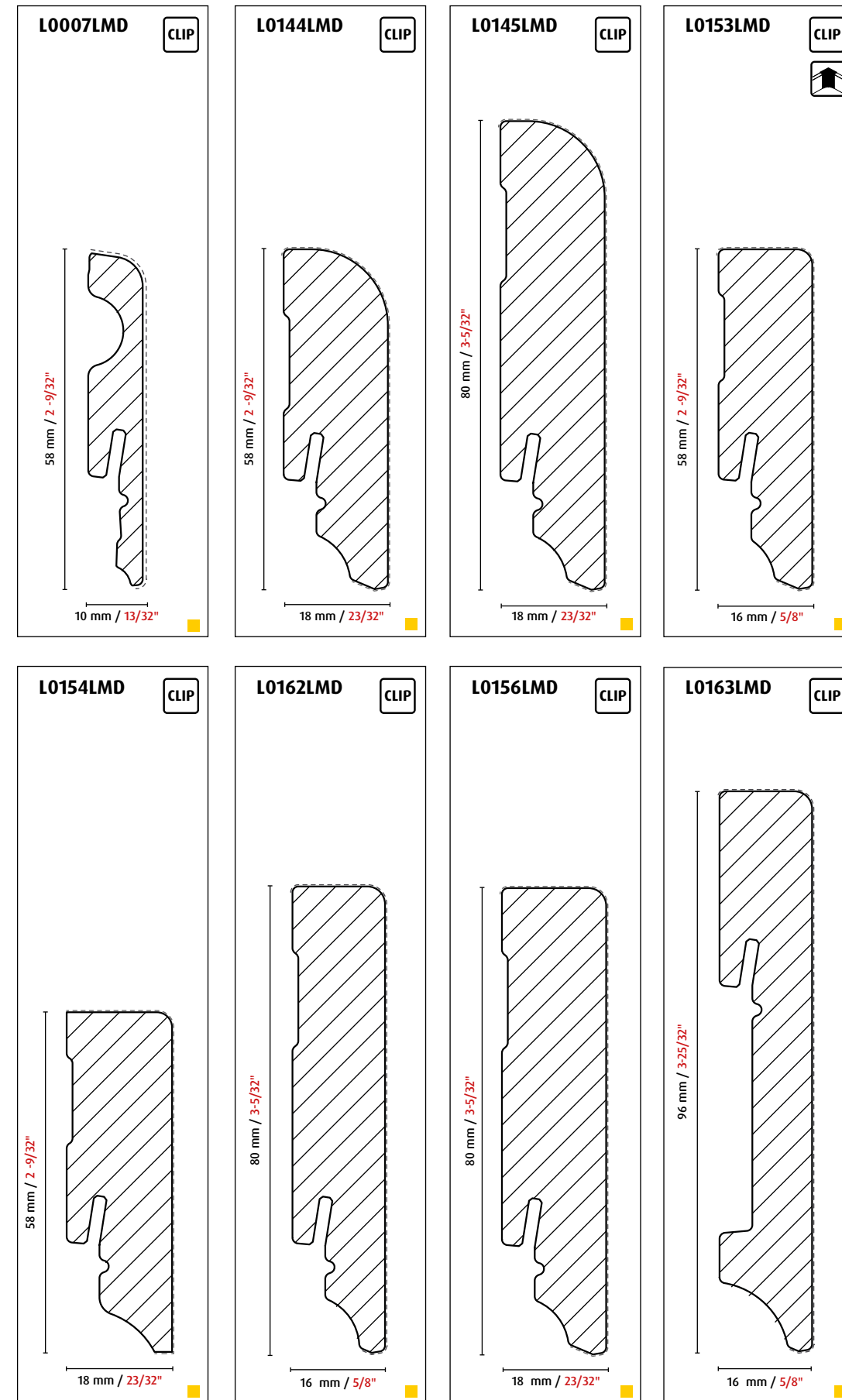
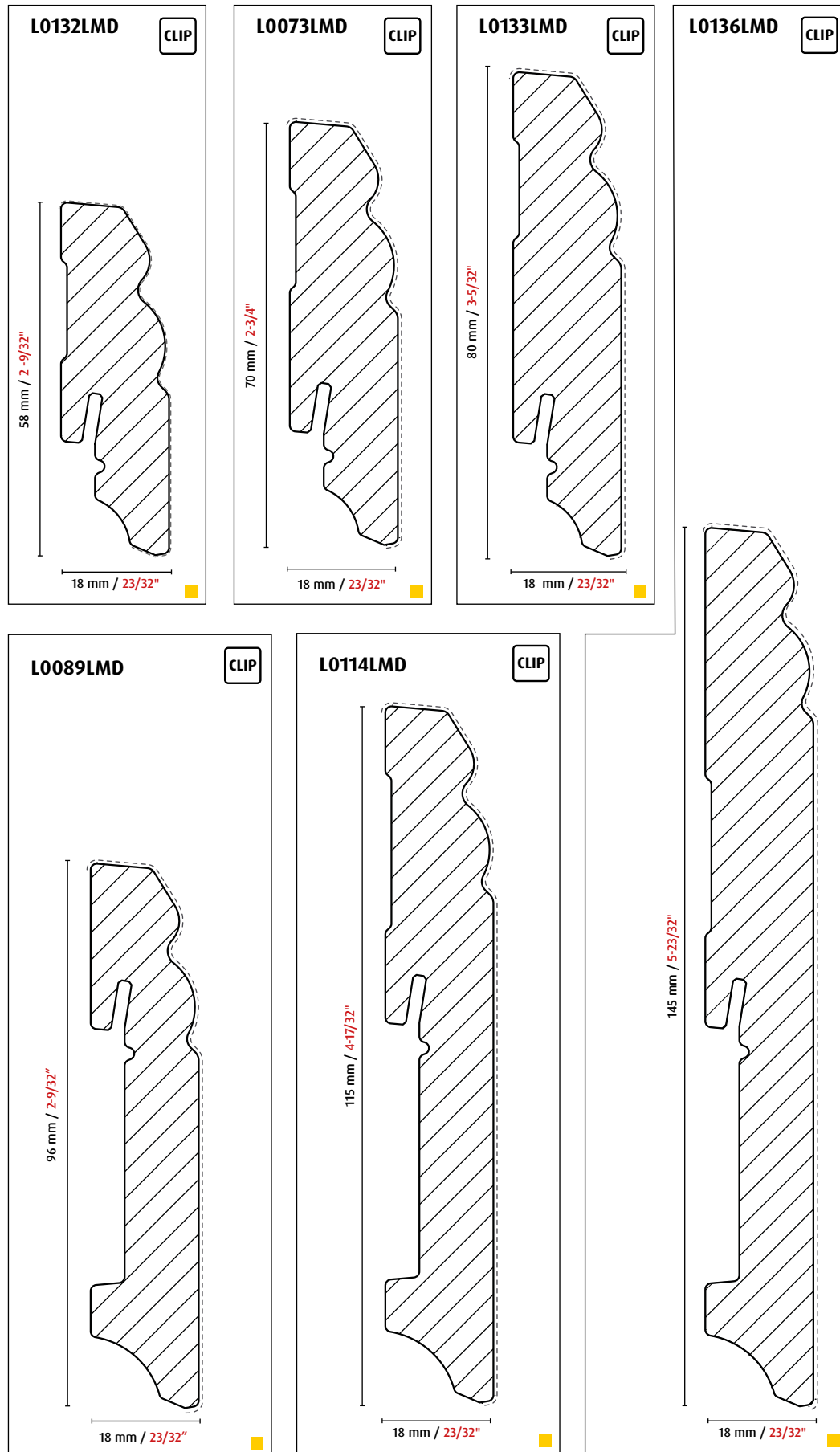
Available: fast

Available: normal

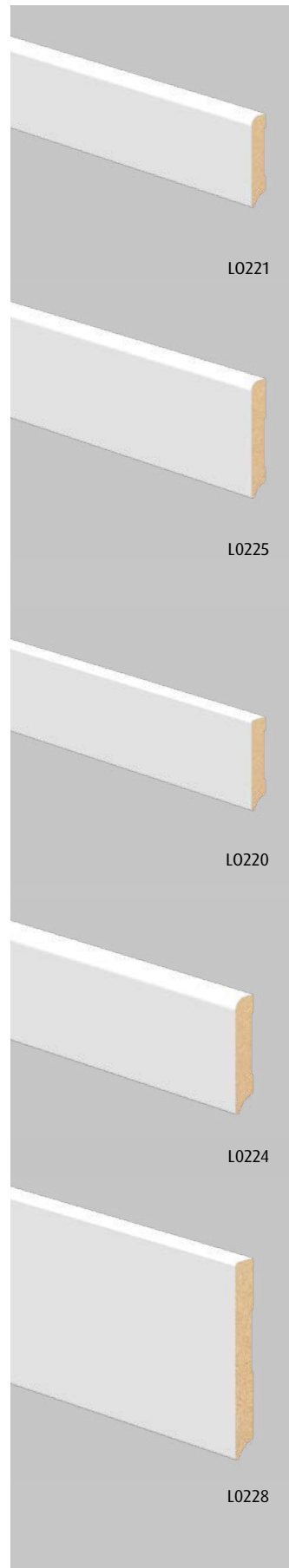
Available: on request

WE. KNOW. WOW!

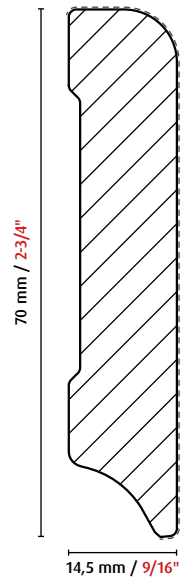
White lacquered MDF skirtings



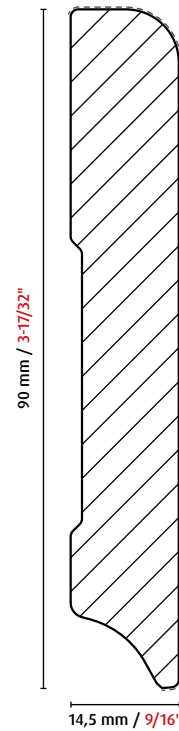
White lacquered MDF skirtings



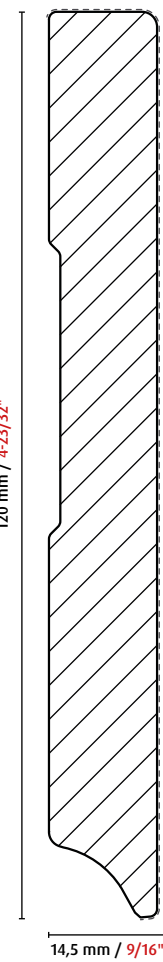
L0221MD



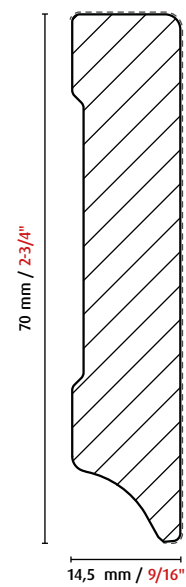
L0225MD



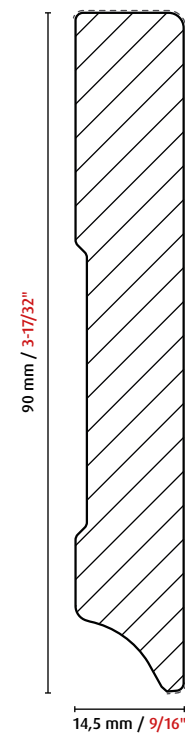
L0228MD



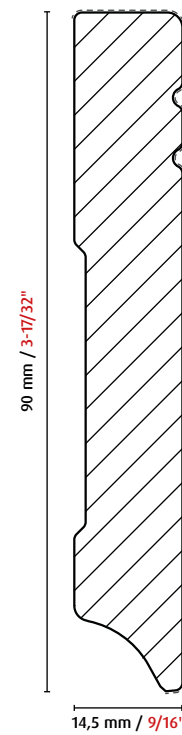
L0220MD



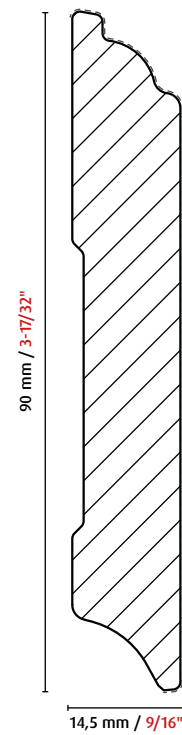
L0224MD



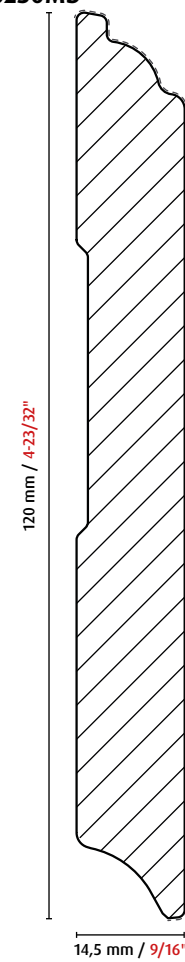
L0227MD



L0226MD



L0230MD



L0227

L0226

L0230



Clipholder CH23



Clipholder CH28



Corners



Corner sticks

Available: in stock

Available: fast

Available: normal

Available: on request

WE. KNOW. WOW!

Discover our wider range

FN FOILED PROFILES

Foiled mouldings are usually laid to laminate flooring. The reason is obvious: the same materials react in the same way to light and moisture. A wide range of shapes and decors leave almost nothing to be desired, especially when it comes to matching the decor of the skirting to the floor. In-house digital printing makes it possible!



FN VENEERED PROFILES

A skirting board provides the perfect finish between the floor and the wall. The necessary expansion joint is stylishly and elegantly concealed and the profile, ideally in the same décor as the floor, completes the room. Veneered profiles are usually laid with parquet floors. The reason is obvious: the same materials react in the same way to light and moisture.



FN WHITE PROFILES

White skirting boards are modern, elegant, stylish and very much in fashion. We offer an extensive variety of different materials and surfaces as well as shades of white. The following pages provide an overview of this product range. Find the perfect version for your market.



FN FUNCTIONAL AND WATERPROOF PROFILES

If the standard no longer fits or special challenges need to be overcome, FN Neuhofer offers a selection of special solutions for a wide range of applications. And for LVT or waterproof floors, there are matching waterproof skirting boards, decorated to match the floor or simply in white.



FN SOLID WOOD PROFILES

Wood in its most natural form, cut and planed, raw or varnished, sustainable and destined to last forever: these are our solid wood profiles, made from hardwood or softwood. Real, natural and grounded. Whether you need a resilient skirting board, wood for crafts for everyone and everywhere in the house, or old wood for a one-of-a-kind ambience.



FN FLOOR ACCESSORIES

Clips, corners and numerous other accessories are indispensable for quick and easy moulding installation. The mouldings are all provided with functional grooves into which various clips, fixing rails or holders for corner pieces can be inserted. The aim is always the same: to make installation as easy and uncomplicated as possible for the customer.



FN FLOORING PROFILES

When installing flooring, each room is usually laid as a separate area. During this process, an expansion joint should be planned under every door. And if the floor areas become too large, they should also be separated by expansion joints. If there are different coverings in the individual rooms, such as tiles, laminate flooring, parquet flooring or LVT flooring with different floor heights, it is essential to cover the joints that are created as a result.



FN LIVING

Modern wall design with additional benefits is important in today's fast-paced and noisy world. Acoustic panels create peace and quiet in your own home, while various wall panelling systems enhance the room and create a cosy ambience. And the DIY concept is not neglected either. You can fill, glue, paint and realise your own creativity.





All dimensions and performance of the products stated in the product catalogue are to be regarded as approximate. The stated dimensions and performance of the products are non-binding; this applies in particular to their quality, colour and design (grain, surface, etc.). Furthermore, we expressly reserve the right to make any deviations from the products shown in the product catalogue; the offer and order confirmation are exclusively authoritative, based on the General Terms and Conditions (see <https://www.fnprofile.com/de/verkaufs-und-lieferbedingungen-01-01-2022.html>). The customer can therefore derive no rights - of any kind whatsoever - from pictorial representations and/or specified dimensions and services in accordance with this product catalogue.

Printing and typesetting errors and mistakes excepted. 01/25

NEUHOFFER HOLZ GMBH
A-4893 Zell am Moos, Haslau 56, Tel.: +43 (0)6234/8500-0,
office@fnprofile.com, www.fnprofile.com



Here you can find our social media channels



The mark of
responsible forestry